

THE BOARD OF COUNTY COMMISSIONERS  
OF THE COUNTY OF DOUGLAS, COLORADO

RESOLUTION LEVYING 2021 PROPERTY TAXES.

*WHEREAS*, the Board of County Commissioners, pursuant to 39-1-111(1), C.R.S., is required to levy against the valuation for assessment of all taxable property located in the County on the assessment date, the requisite property taxes for all purposes required by law; and

*WHEREAS*, the cities, towns, special districts, and school districts within the County have certified to the Board of County Commissioners their property tax levies for the year 2021; and

*WHEREAS*, the Board of County Commissioners desires to levy 2021 property taxes and certifies such levies to the Assessor; now, therefore,

**BE IT RESOLVED**, BY THE BOARD OF COUNTY COMMISSIONERS OF THE COUNTY OF DOUGLAS, STATE OF COLORADO, that there shall be and there is hereby levied against all taxable property, real, personal and mixed, tangible and intangible, not exempt by law within the boundaries of the County and each of the cities, towns, special districts, and school district attached hereto and incorporated herein, the taxes listed on Exhibit A.

**BE IT FURTHER RESOLVED**, that the Board of County Commissioners of Douglas County in certifying the mill levies of said cities, towns, special districts, and the school district is performing a ministerial and non-discretionary act to comply with requirements of 39-1-111 C.R.S. and 39-5-128, C.R.S.; that the Board of County Commissioners has no authority to modify the mill levies so certified to it; that the Board of County Commissioners has presumed that said cities, towns, special districts, and the school district have complied with the Colorado constitutional and statutory requirements concerning said levies; and therefore, that the Board of County Commissioners assumes no liability or responsibility associated with any levy certified by any of said cities, towns, special districts, or the school district except for the ministerial, non-discretionary act of certification.

**PASSED AND ADOPTED** this 21th day of December 2021 in Castle Rock, Douglas County, Colorado.

THE BOARD OF COUNTY COMMISSIONERS  
OF THE COUNTY OF DOUGLAS, COLORADO

BY:


DocuSigned by:  
*Lora L. Thomas*  
A4003FE630F6444

LORA L. THOMAS, Chair

ATTEST:

DocuSigned by:  
*Kristin Randlett*  
4D0E70F519BB420

KRISTIN RANDLETT, Clerk to the Board



**EXHIBIT A**  
**Budget Year 2 0 2 2**  
**CERTIFICATION OF LEVIES AND REVENUE**  
**BY**

**DOUGLAS COUNTY**  
**COUNTY COMMISSIONERS**

**STATE OF COLORADO**  
**Division of Property Taxation**  
**Department of Local Affairs**  
**1313 Sherman Street, #419**  
**Denver, Colorado 80203**

<b>Distribution:</b>	
<b>Property Tax Administrator</b>	<b>- 1 COPY</b>
<b>Division of Local Government</b>	<b>- 1 COPY</b>
<b>School Finance Office</b>	<b>- 1 COPY</b>
<b>Assessor</b>	<b>- 1 COPY</b>
<b>Board of County Commissioners</b>	<b>- 1 COPY</b>

CERTIFICATION OF LEVIES AND REVENUE


<u>S U M M A R I E S</u>						
<u>TYPE OF LEVY</u>	NET GEN OPERATING OR CONTRACTUAL OBLIGATIONS					
	<u>ASSESSED</u>	<u>NET TOTAL PROGRAM</u>	<u>BOND REDEMPTION</u>	<u>REFUND/ABATEMENT</u>	<u>CAPITAL</u>	<u>TOTAL ALL FUNDS</u>
	<u>VALUATION</u> Nearest Ten Dollars	<u>&amp; CAT BUYOUT</u> Revenue Dollars	<u>OVERRIDES</u> Revenue Dollars	<u>TRANSPORTATION</u> Revenue Dollars	<u>EXPENDITURES</u> <u>OTHER</u> Revenue Dollars	
<b>SCHOOLS</b>						
Districts . . . . .	\$ 8,139,902,550	\$ 215,219,024	\$ 139,444,671	\$ 1,839,618		\$ 356,503,313
Junior Colleges . . . . .						
<b>Sub-Total Schools . . . . .</b>	<b>\$ 8,139,902,550</b>	<b>\$ 215,219,024</b>	<b>\$ 139,444,671</b>	<b>\$ 1,839,618</b>	<b>\$ -</b>	<b>\$ 356,503,313</b>
<b>LOCAL GOVERNMENT</b>						
Counties . . . . .	\$ 8,139,902,550	\$ 150,783,555	\$ -	\$ -	\$ -	\$ 150,783,555
Cities and Towns . . . . .	\$ 3,643,734,750	\$ 6,087,967	\$ -	\$ 203,863	\$ -	\$ 6,291,830
<b>Title 32</b>						
Local Improvement & Service	\$ 31,628,235,920	\$ 144,900,142	\$ 107,131,553	\$ 532,360	\$ 164,918	\$ 252,728,973
All Other Local Improvement & Service	\$ 32,658,019,590	\$ 55,284,548	\$ 429,300	\$ 170,938	\$ -	\$ 55,884,786
<b>Sub-Total Local Government</b>	<b>\$ 76,069,892,810</b>	<b>\$ 357,056,212</b>	<b>\$ 107,560,853</b>	<b>\$ 907,161</b>	<b>\$ 164,918</b>	<b>\$ 465,689,144</b>
<b>TOTAL VALUATION &amp; REVENUE:</b>	<b>\$ 84,209,795,360</b>	<b>\$ 572,275,236</b>	<b>\$ 247,005,524</b>	<b>\$ 2,746,779</b>	<b>\$ 164,918</b>	<b>\$ 822,192,457</b>

CERTIFICATION:

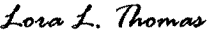
STATE OF COLORADO )  
 ) SS:  
COUNTY OF DOUGLAS )

I, Lora L. Thomas, Chair, Board of County Commissioners of Douglas County, State of Colorado, do hereby certify that the above and foregoing are true copies of valuation as certified to County Commissioners by the County Assessor, and levies and revenue are certified to the Assessor and Property Tax Administrator by the Board of Douglas County Commissioners.

IN WITNESS WHEREOF, I have hereunto set my hand at Castle Rock, Colorado, the 21st day of December, 2021.

DocuSigned by:  
  
4D0E70F519DB420...  
Kristin Randlett, Clerk to the Board



DocuSigned by:  
  
A4003FF630E6444...  
Lora L. Thomas, Chair, Board of Douglas County Commissioners

15-DPT-AR  
3-CLR-01  
Rev 8/02

SCHOOL DISTRICTS

DPT use <u>ONLY</u>	DISTRICT NAME	ASSESSED VALUATION	(1) TOTAL PROGRAM AND CATEGORICAL BUYOUT (2) TEMPORARY TAX CREDIT~		(3) BOND REDEMPTION (4) OVERRIDE MILL LEVY		(5) ABATEMENTS (6) TRANSPORTATION		(7) BUILDING/TECHNOLOGY (8) OTHER		TOTAL ALL FUNDS	
		Nearest Ten Dollars	Levy (Mills)	Revenue (Dollars)	Levy (Mills)	Revenue (Dollars)	Levy (Mills)	Revenue (Dollars)	Levy (Mills)	Revenue (Dollars)	Levy (Mills)	Revenue (Dollars)
	School Districts											
	2001 Douglas County Re-1 School District	\$8,139,902,550 <sup>(1)</sup>	27.000	\$219,777,369 <sup>(3)</sup>	0.000	<sup>(5)</sup>	0.226	\$1,839,618 <sup>(7)</sup>	0.000		35.743	\$290,944,538
		<sup>(2)</sup>	(0.560)	(\$4,558,345) <sup>(4)</sup>	0.247	\$2,010,556 <sup>(6)</sup>	0.000	<sup>(8)</sup>				
				<sup>(4)</sup>	0.615	\$5,006,040						
				<sup>(4)</sup>	1.194	\$9,719,044						
				<sup>(4)</sup>	2.094	\$17,044,956						
				<sup>(4)</sup>	4.927	\$40,105,300						
	2002 Douglas County Schools - Cap Reserve	\$7,891,084,750 <sup>(1)</sup>	0.000	<sup>(3)</sup>	0.000	<sup>(5)</sup>	0.000	<sup>(7)</sup>	0.000			
		<sup>(2)</sup>	0.000	<sup>(4)</sup>		<sup>(6)</sup>	0.000	<sup>(8)</sup>				
	2003 Douglas County Schools - Insurance Reserve	\$7,891,084,750 <sup>(1)</sup>	0.000	<sup>(3)</sup>	0.000	<sup>(5)</sup>	0.000	<sup>(7)</sup>	0.000			
		<sup>(2)</sup>	0.000	<sup>(4)</sup>		<sup>(6)</sup>	0.000	<sup>(8)</sup>				
	2004 Douglas County Schools - Debt Service	\$8,139,902,550 <sup>(1)</sup>	0.000	<sup>(3)</sup>	8.054	\$65,558,775 <sup>(5)</sup>	0.000	<sup>(7)</sup>	0.000		8.054	\$65,558,775
		<sup>(2)</sup>	0.000	<sup>(4)</sup>		<sup>(6)</sup>	0.000	<sup>(8)</sup>				
	TOTAL	\$8,139,902,550 <sup>(1)</sup>	27.000	\$219,777,369 <sup>(3)</sup>	8.054	\$65,558,775 <sup>(5)</sup>	0.226	\$1,839,618 <sup>(7)</sup>	0.000	\$0	xxx	\$356,503,313
		<sup>(2)</sup>	(0.560)	(\$4,558,345) <sup>(4)</sup>	9.077	\$73,885,896 <sup>(6)</sup>	0.000	\$0 <sup>(8)</sup>				

15-DPT-AR  
3-CLR-01  
Rev 8/02

COUNTY PURPOSES

DPT use <u>ONLY</u>	Tax Auth#	DISTRICT NAME	ASSESSED VALUATION	GENERAL REVENUE		TOTAL ALL FUNDS	
			Nearest Ten Dollars	Levy (Mills)	Revenue (Dollars)	Levy (Mills)	Revenue (Dollars)
		CONTRACTUAL					
		OTHER					
		JUDGMENT					
		TRANSPORTATION					
		BUILDING AND TECHNOLOGY					
		OVERRIDE					
_____		0 REFUND / ABATE					
_____		100 GENERAL	\$8,139,902,550	13.549	\$110,287,540	13.549	\$110,287,540
_____		101 TEMP TAX CREDIT	\$8,139,902,550	(1.250)	\$(10,174,878)	(1.250)	\$(10,174,878)
_____		200 ROAD & BRIDGE	\$8,139,902,550	4.493	\$36,572,582	4.493	\$36,572,582
_____		210 PUBLIC WELFARE	\$8,139,902,550	0.376	\$3,060,603	0.376	\$3,060,603
_____		215 DISABILITY	\$8,139,902,550	1.000	\$8,139,903	1.000	\$8,139,903
_____		221 SAFETY AND MENTAL HEALTH	\$8,139,902,550	0.356	\$2,897,805	0.356	\$2,897,805
_____		225 INFRASTRUCTURE	\$8,139,902,550	0.000	\$0	0.000	\$0
_____		275 SOLID WASTE DISPOSAL					
_____		290 CONTINGENT FUND					
_____		330 CAPITAL EXPENDITURES	\$8,139,902,550	0.000	\$0	0.000	\$0
_____		410 BOND					
_____		620 SELF INSURANCE					
Total			\$8,139,902,550	18.524	\$150,783,555	18.524	\$150,783,555

\*Other levies (EXEMPT FROM THE 5.5% LIMITATION), such as reimbursement of excess State Aid to Schools and Reappraisal Costs. (NAME MUST BE FOOTNOTED)

15-DPT-AR  
3-CLR-01  
Rev 8/02

CITIES AND TOWNS

Tax Auth#	DPT use <u>ONLY</u>	DISTRICT NAME	ASSESSED VALUATION	(1) GENERAL OPERATING (2) TEMPORARY TAX CREDIT		(3) CONTRACTUAL OBLIGATIONS* (4) BOND REDEMPTION* (Levies approved at election)		(5) REFUNDS/ABATEMENTS (6) OTHER***		(7) CAPITAL EXPENDITURE**		TOTAL ALL FUNDS			
			Nearest Ten Dollars	Levy (Mills)	Revenue (Dollars)	Levy (Mills)	Revenue (Dollars)	Levy (Mills)	Revenue (Dollars)	Levy (Mills)	Revenue (Dollars)	Levy (Mills)	Revenue (Dollars)	Levy (Mills)	Revenue (Dollars)
3001	_____	City of Littleton	\$23,977,830	(1) 2.000 (2) 0.000	\$47,956 \$0	(4) (3)		(6)		(7) bond date:		(5) 0.000	\$0	2.000	\$47,956
3002	_____	Town of Castle Rock	\$1,320,443,670	(1) 1.139 (2) 0.000	\$1,503,985 \$0	(4) (3)		(6)		(7) bond date:		(5) 0.000	\$0	1.139	\$1,503,985
3003	_____	Town of Larkspur	\$13,590,840	(1) 0.000 (2) 0.000	\$0 \$0	(4) (3)		(6) 15.000	\$203,863	(7) bond date:		(5) 0.000	\$0	15.000	\$203,863
3004	_____	Town of Parker	\$1,090,705,550	(1) 2.602 (2) 0.000	\$2,838,016 \$0	(4) (3)		(6)		(7) bond date:		(5) 0.000	\$0	2.602	\$2,838,016
3005	_____	City of Aurora	\$68,327,130	(1) 8.605 (2) (0.532)	\$587,955 \$(36,350)	(4) (3)		(6)		(7) bond date:		(5) 0.000	\$0	8.073	\$551,605
3006	_____	City of Lone Tree	\$871,933,130	(1) 0.000 (2) 0.000	\$0 \$0	(4) (3)		(6)		(7) bond date:		(5) 0.000	\$0	0.000	\$0
3007	_____	City of Castle Pines	\$254,756,600	(1) 4.500 (2) 0.000	\$1,146,405 \$0	(4) (3)		(6)		(7) bond date:		(5) 0.000	\$0	4.500	\$1,146,405
TOTAL:			\$3,643,734,750	(1) 18.846 (2) (0.532)	\$6,124,317 \$(36,350)	(4) (3)		(6) 15.000	\$203,863	(7) 0.000	\$0	(5) 0.000	\$0	33.314	\$6,291,830

~Negative levy & dollar (Temporary tax credit must go here. If the entity applied it to a component levy other than General Operating, please footnote.)

\*All entries in the column MUST be approved at election .

\*\*Election generally not required (some entity-specific exceptions); includes capital expenditures approved under 29-1-301(1.2), C.R.S.

\*\*\*Other special fund levies exempt from the 5.5% statutory revenue limitation. (NAME MUST BE FOOTNOTED).

29-1-301(1.2), CRS

LOCAL IMPROVEMENT & SERVICE DISTRICTS

TITLE 32 STATUTORY DISTRICTS WITH ONE OR MORE BOND LEVIES

(For each bond, you must show the bond date and number of years. See instructions to determine the districts authorized by Title 32)

Tax Auth#	DPT use ONLY	DISTRICT NAME	ASSESSED	(1) GENERAL OPERATING		(3) CONTRACTUAL OBLIGATIONS*		(5) REFUNDS/ABATEMENTS		(7) CAPITAL EXPENDITURE**		TOTAL ALL FUNDS	
			VALUATION	(2) TEMPORARY TAX CREDIT	(4) BOND REDEMPTION*	(6) OTHER***	(7) CAPITAL EXPENDITURE**						
			Nearest Ten Dollars	Levy (Mills)	Revenue (Dollars)	Levy (Mills)	Revenue (Dollars)	Levy (Mills)	Revenue (Dollars)	Levy (Mills)	Revenue (Dollars)	Levy (Mills)	Revenue (Dollars)
Metro Districts													
4513	_____	Airport Vista Metro District 1	\$80							(7)		0.000	\$0
				(1)	15.000	\$450				(7)		15.000	\$450
4514	_____	Airport Vista Metro District 2	\$29,970							(7)			
				(1)	3.000	\$56,429				(7)		43.500	\$818,215
4438	_____	Antelope Heights Metro District	\$18,809,530							(7)			
					bond date: 2017-09-29	(4)	4.007	\$75,370		(7)			
					bond date: 2021-07-15	(4)	7.936	\$149,272		(7)			
					bond date: 2017-09-29	(4)	28.557	\$537,144		(7)			
4103	_____	Anthology West Metro District 2	\$2,679,560	(1)	8.108	\$21,726				(7)		47.678	\$127,756
						(3)	39.570	\$106,030		(7)			
										(7)			
4596	_____	Anthology West Metro District 2 Debt Service	\$9,632,780							(7)		0.000	\$0
					bond date: 2014-01-03					(7)			
4461	_____	Anthology West Metro District 3	\$200	(1)	47.678	\$10				(7)		47.678	\$10
										(7)			
4584	_____	Anthology West Metro District 4	\$9,714,870	(1)	8.108	\$78,768				(7)		47.678	\$463,185
										(7)			
					bond date: 2021-11-30	(4)	39.570	\$384,417		(7)			
4622	_____	Anthology West Metro District 4 Debt Service	\$0							(7)		0.000	\$0
										(7)			

LOCAL IMPROVEMENT & SERVICE DISTRICTS

TITLE 32 STATUTORY DISTRICTS WITH ONE OR MORE BOND LEVIES

(For each bond, you must show the bond date and number of years. See instructions to determine the districts authorized by Title 32)

DPT Tax use Auth# ONLY	DISTRICT NAME	ASSESSED VALUATION	(1) GENERAL OPERATING (2) TEMPORARY TAX CREDIT		(3) CONTRACTUAL OBLIGATIONS* (4) BOND REDEMPTION* (Levies approved at election)		(5) REFUNDS/ABATEMENTS (6) OTHER***		(7) CAPITAL EXPENDITURE**		TOTAL ALL FUNDS	
		Nearest Ten Dollars	Levy (Mills)	Revenue (Dollars)	Levy (Mills)	Revenue (Dollars)	Levy (Mills)	Revenue (Dollars)	Levy (Mills)	Revenue (Dollars)	Levy (Mills)	Revenue (Dollars)
4585 _____	Anthology West Metro District 5	\$2,865,890							(7)		47.678	\$136,640
									(7)			
			bond date: 2019-10-25		(4)	47.678	\$136,640		(7)			
			bond date: 2019-10-25						(7)			
4586 _____	Anthology West Metro District 6	\$0							(7)		0.000	\$0
									(7)			
4623 _____	Anthology West Metro District 6 Debt Service	\$0							(7)		0.000	\$0
									(7)			
4601 _____	Belford North Metro District	\$1,350	(1)	10.000	\$14				(7)		77.000	\$105
					(3)	5.000	\$7		(7)			
			bond date: 2020-11-02		(4)	5.000	\$7		(7)			
			bond date: 2020-11-02		(4)	57.000	\$77		(7)			
4580 _____	Belford South Metro District	\$1,380	(1)	10.000	\$14				(7)		77.000	\$107
					(3)	5.000	\$7		(7)			
					(3)	62.000	\$86		(7)			
4470 _____	Bella Mesa Metro District	\$4,164,150	(1)	20.000	\$83,283				(7)		75.664	\$315,076
									(7)			
			bond date: 2020-05-27		(4)	55.664	\$231,793		(7)			
4083 _____	BMR Metro District fka Bell Mountain Metro	\$340							(7)		0.000	\$0
									(7)			
4090 _____	Canterberry Crossing Metro District	\$37,607,400	(1)	2.795	\$105,113				(7)		21.795	\$819,654
									(7)			
			bond date: 2016-02-04		(4)	1.559	\$58,630		(7)			
			bond date: 2016-02-04		(4)	17.441	\$655,911		(7)			

~Negative levy & dollar (Temporary tax credit must go here. If the entity applied it to a component levy other than General Operating, please footnote.)

\*All entries in the column MUST be approved at election .

\*\*Election generally not required (some entity-specific exceptions); includes capital expenditures approved under 29-1-301(1.2), C.R.S.

\*\*\*Other special fund levies exempt from the 5.5% statutory revenue limitation. (NAME MUST BE FOOTNOTED).

29-1-301(1.2), CRS



LOCAL IMPROVEMENT & SERVICE DISTRICTS

TITLE 32 STATUTORY DISTRICTS WITH ONE OR MORE BOND LEVIES

(For each bond, you must show the bond date and number of years. See instructions to determine the districts authorized by Title 32)

Tax Auth#	DPT use ONLY	DISTRICT NAME	ASSESSED VALUATION	(1) GENERAL OPERATING (2) TEMPORARY TAX CREDIT		(3) CONTRACTUAL OBLIGATIONS* (4) BOND REDEMPTION* (Levies approved at election)		(5) REFUNDS/ABATEMENTS (6) OTHER***		(7) CAPITAL EXPENDITURE**		TOTAL ALL FUNDS	
			Nearest Ten Dollars	Levy (Mills)	Revenue (Dollars)	Levy (Mills)	Revenue (Dollars)	Levy (Mills)	Revenue (Dollars)	Levy (Mills)	Revenue (Dollars)	Levy (Mills)	Revenue (Dollars)
4415 ____		Canterberry Crossing Metro District II	(1) \$27,204,510	3.000	\$81,614					(7)		33.000	\$897,749
				bond date: 2018-10-10		(4) 30.000	\$816,135			(7)			
4426 ____		Canyons Metro District 1	\$280							(7)		0.000	\$0
4529 ____		Canyons Metro District 10	\$320							(7)		0.000	\$0
4530 ____		Canyons Metro District 11	\$320							(7)		0.000	\$0
4427 ____		Canyons Metro District 2	(1) \$381,860	69.000	\$26,348					(7)		69.000	\$26,348
4428 ____		Canyons Metro District 3	(1) \$1,230	9.000	\$11					(7)		54.000	\$66
				bond date: 2021-12-16		(4) 45.000	\$55			(7)			
4617 ____		Canyons Metro District 3 Debt Service	\$40							(7)		0.000	\$0
4429 ____		Canyons Metro District 4	(1) \$25,020	69.000	\$1,726					(7)		69.000	\$1,726
4524 ____		Canyons Metro District 5	(1) \$30,777,170	1.112	\$34,224					(7)		45.643	\$1,404,762
				bond date: 2017-05-25		(4) 44.531	\$1,370,538			(7)			
				bond date: 2017-05-25						(7)			
				bond date: 2020-09-29						(7)			

~Negative levy & dollar (Temporary tax credit must go here. If the entity applied it to a component levy other than General Operating, please footnote.)

\*All entries in the column MUST be approved at election .

\*\*Election generally not required (some entity-specific exceptions); includes capital expenditures approved under 29-1-301(1.2), C.R.S.

\*\*\*Other special fund levies exempt from the 5.5% statutory revenue limitation. (NAME MUST BE FOOTNOTED).

29-1-301(1.2), CRS

LOCAL IMPROVEMENT & SERVICE DISTRICTS

TITLE 32 STATUTORY DISTRICTS WITH ONE OR MORE BOND LEVIES

(For each bond, you must show the bond date and number of years. See instructions to determine the districts authorized by Title 32)

Tax use Auth#	DPT ONLY	DISTRICT NAME	ASSESSED VALUATION	(1) GENERAL OPERATING (2) TEMPORARY TAX CREDIT	(3) CONTRACTUAL OBLIGATIONS* (4) BOND REDEMPTION* (Levies approved at election)	(5) REFUNDS/ABATEMENTS (6) OTHER***	(7) CAPITAL EXPENDITURE**		TOTAL ALL FUNDS	
			Nearest Ten Dollars	Levy (Mills)  Revenue (Dollars)	Levy (Mills)  Revenue (Dollars)	Levy (Mills)  Revenue (Dollars)	Levy (Mills)  Revenue (Dollars)	Levy (Mills)  Revenue (Dollars)	Levy (Mills)  Revenue (Dollars)	Levy (Mills)  Revenue (Dollars)
4525	_____	Canyons Metro District 6	\$30,777,160	(1) 1.112 \$34,224			(7)		12.244	\$376,835
					bond date: 2017-05-25 (4)	11.132 \$342,611	(7)			
					bond date: 2017-05-25		(7)			
					bond date: 2020-09-29		(7)			
4526	_____	Canyons Metro District 7	\$30,777,160	(1) 18.925 \$582,458			(7)		18.925	\$582,458
							(7)			
4527	_____	Canyons Metro District 8	\$320				(7)		0.000	\$0
							(7)			
4528	_____	Canyons Metro District 9	\$320				(7)		0.000	\$0
				(1) 47.678 \$127,300			(7)		47.678	\$127,300
4561	_____	Carousel Farms Metro District	\$2,669,990				(7)			
				(1) 3.000 \$96,276			(7)		49.000	\$1,572,509
4414	_____	Castle Oaks Metro District	\$32,092,020				(7)			
					bond date: 2018-10-24 (4)	46.000 \$1,476,233	(7)		0.000	\$0
4492	_____	Castle Oaks Metro District 2	\$0				(7)			
				(1) 4.453 \$146,611			(7)		52.953	\$1,743,435
4493	_____	Castle Oaks Metro District 3	\$32,924,200				(7)			
					bond date: 2020-09-10 (4)	48.500 \$1,596,824	(7)			
							(7)		0.000	\$0
4270	_____	Castle Pines Comm Metro District 1	\$6,671,740				(7)			
							(7)		0.000	\$0
4620	_____	Castle Pines Comm Metro District 1 Debt	\$10				(7)			

~Negative levy & dollar (Temporary tax credit must go here. If the entity applied it to a component levy other than General Operating, please footnote.)

\*All entries in the column MUST be approved at election .

\*\*Election generally not required (some entity-specific exceptions); includes capital expenditures approved under 29-1-301(1.2), C.R.S.

\*\*\*Other special fund levies exempt from the 5.5% statutory revenue limitation. (NAME MUST BE FOOTNOTED).

29-1-301(1.2), CRS

LOCAL IMPROVEMENT & SERVICE DISTRICTS

TITLE 32 STATUTORY DISTRICTS WITH ONE OR MORE BOND LEVIES

(For each bond, you must show the bond date and number of years. See instructions to determine the districts authorized by Title 32)

Tax Auth#	DPT use ONLY	DISTRICT NAME	ASSESSED VALUATION	(1) GENERAL OPERATING (2) TEMPORARY TAX CREDIT		(3) CONTRACTUAL OBLIGATIONS* (4) BOND REDEMPTION* (Levies approved at election)		(5) REFUNDS/ABATEMENTS (6) OTHER***		(7) CAPITAL EXPENDITURE**		TOTAL ALL FUNDS	
			Nearest Ten Dollars	Levy (Mills)	Revenue (Dollars)	Levy (Mills)	Revenue (Dollars)	Levy (Mills)	Revenue (Dollars)	Levy (Mills)	Revenue (Dollars)	Levy (Mills)	Revenue (Dollars)
4280	_____	Castle Pines Comm Metro District 2	\$7,186,360							(7)		0.000	\$0
				(1)	12.150	\$86,283				(7)		33.510	\$237,971
4290	_____	Castle Pines Comm Metro District 3	\$7,101,490							(7)			
					bond date: 2015-01-15	(4)	21.360	\$151,688		(7)			
				(1)	10.000	\$85,124				(7)		34.410	\$292,911
4300	_____	Castle Pines Comm Metro District 4	\$8,512,390			(3)	24.410	\$207,787		(7)			
										(7)		0.000	\$0
4621	_____	Castle Pines Comm Metro District 4 Debt Refund	\$10							(7)			
										(7)		0.000	\$0
4310	_____	Castle Pines Comm Metro District 5	\$5,896,230							(7)			
				(1)	33.834	\$6,031,859				(7)		33.834	\$6,031,859
4016	_____	Castle Pines Metro District	\$178,278,020							(7)			
				(1)	19.000	\$4,000,117				(7)		15.790	\$3,324,308
4068	_____	Castle Pines North Metro District	\$210,532,450	(2)	(3.210)	(\$675,809)				(7)			
										(7)		0.000	\$0
4540	_____	Castle Pines Town Center Metro District 1	\$10							(7)			
				(1)	5.000	\$4				(7)		45.000	\$33
4541	_____	Castle Pines Town Center Metro District 2	\$720							(7)			
					bond date: Proposed	(4)	40.000	\$29		(7)			
				(1)	5.000	\$5				(7)		45.000	\$44
4542	_____	Castle Pines Town Center Metro District 3	\$970							(7)			
					bond date: Proposed	(4)	40.000	\$39		(7)			
				(1)	11.076	\$168				(7)		75.120	\$1,140
4494	_____	Castleview Metro District 1	\$15,170							(7)			
					bond date: 2021-10-12	(4)	64.044	\$972		(7)			

~Negative levy & dollar (Temporary tax credit must go here. If the entity applied it to a component levy other than General Operating, please footnote.)

\*All entries in the column MUST be approved at election .

\*\*Election generally not required (some entity-specific exceptions); includes capital expenditures approved under 29-1-301(1.2), C.R.S.

\*\*\*Other special fund levies exempt from the 5.5% statutory revenue limitation. (NAME MUST BE FOOTNOTED).

29-1-301(1.2), CRS

LOCAL IMPROVEMENT & SERVICE DISTRICTS

TITLE 32 STATUTORY DISTRICTS WITH ONE OR MORE BOND LEVIES

(For each bond, you must show the bond date and number of years. See instructions to determine the districts authorized by Title 32)

Tax Auth#	DPT use ONLY	DISTRICT NAME	ASSESSED	(1) GENERAL OPERATING	(3) CONTRACTUAL OBLIGATIONS*		(5) REFUNDS/ABATEMENTS		(7) CAPITAL EXPENDITURE**		TOTAL ALL FUNDS		
			VALUATION	(2) TEMPORARY TAX CREDIT	(4) BOND REDEMPTION*	(6) OTHER***	(6) OTHER***	(7) CAPITAL EXPENDITURE**	(7) CAPITAL EXPENDITURE**	(7) CAPITAL EXPENDITURE**	(7) CAPITAL EXPENDITURE**		
			Nearest Ten Dollars	Levy (Mills)	Revenue (Dollars)	Levy (Mills)	Revenue (Dollars)	Levy (Mills)	Revenue (Dollars)	Levy (Mills)	Revenue (Dollars)	Levy (Mills)	Revenue (Dollars)
4609		Castleview Metro District 2	(1) \$2,258,600	11.076	\$25,016					(7)		61.076	\$137,946
										(7)			
				bond date: 2020-09-23		(4)	50.000	\$112,930		(7)			
4071		Castlewood Ranch Metro District	(1) \$44,086,240	5.000	\$220,431					(7)		40.000	\$1,763,449
						(3)	35.000	\$1,543,018		(7)			
4592		Chambers Highpoint Metro District 1	(1) \$420	10.000	\$4					(7)		57.678	\$24
						(3)	47.678	\$20		(7)			
4593		Chambers Highpoint Metro District 2	(1) \$340	10.000	\$3					(7)		60.000	\$20
										(7)			
				bond date: 2021-07-15		(4)	50.000	\$17		(7)			
4432		Cherokee Ridge Estates Metro	(1) \$4,245,080	30.000	\$127,352					(7)		50.000	\$212,254
										(7)			
				bond date: 2012-12-11		(4)	20.000	\$84,902		(7)			
4099		Cherry Creek South Metro District 1	(1) \$56,827,780	1.588	\$90,243					(7)		1.588	\$90,243
										(7)			
4468		Cherry Creek South Metro District 10	\$1,340							(7)		0.000	\$0
										(7)			
4469		Cherry Creek South Metro District 11	\$5,540			(3)	5.034	\$28		(7)		10.068	\$56
						(3)	5.034	\$28		(7)			
4613		Cherry Creek South Metro District 11 Debt Service	\$14,530							(7)		0.000	\$0
										(7)			
4462		Cherry Creek South Metro District 4	(1) \$2,340	10.069	\$24					(7)		10.069	\$24
										(7)			

~Negative levy & dollar (Temporary tax credit must go here. If the entity applied it to a component levy other than General Operating, please footnote.)

\*All entries in the column MUST be approved at election .

\*\*Election generally not required (some entity-specific exceptions); includes capital expenditures approved under 29-1-301(1.2), C.R.S.

\*\*\*Other special fund levies exempt from the 5.5% statutory revenue limitation. (NAME MUST BE FOOTNOTED).

29-1-301(1.2), CRS

LOCAL IMPROVEMENT & SERVICE DISTRICTS

TITLE 32 STATUTORY DISTRICTS WITH ONE OR MORE BOND LEVIES

(For each bond, you must show the bond date and number of years. See instructions to determine the districts authorized by Title 32)

DPT Tax use Auth#	DISTRICT NAME	ASSESSED VALUATION	(1) GENERAL OPERATING (2) TEMPORARY TAX CREDIT		(3) CONTRACTUAL OBLIGATIONS* (4) BOND REDEMPTION* (Levies approved at election)		(5) REFUNDS/ABATEMENTS (6) OTHER***		(7) CAPITAL EXPENDITURE**		TOTAL ALL FUNDS	
		Nearest Ten Dollars	Levy (Mills)	Revenue (Dollars)	Levy (Mills)	Revenue (Dollars)	Levy (Mills)	Revenue (Dollars)	Levy (Mills)	Revenue (Dollars)	Levy (Mills)	Revenue (Dollars)
4463 _____	Cherry Creek South Metro District 5	\$2,290			(3) 5.034	\$12			(7)		67.466	\$155
					(3) 5.034	\$12			(7)			
				bond date: 2021-11-23	(4) 57.398	\$131			(7)			
									(7)		67.466	\$106
4464 _____	Cherry Creek South Metro District 6	\$1,570			(3) 5.034	\$8			(7)			
					(3) 5.034	\$8			(7)			
					(3) 57.398	\$90			(7)			
									(7)		0.000	\$0
4465 _____	Cherry Creek South Metro District 7	\$540							(7)			
									(7)		0.000	\$0
4466 _____	Cherry Creek South Metro District 8	\$2,990							(7)			
									(7)		0.000	\$0
4467 _____	Cherry Creek South Metro District 9	\$2,300							(7)			
			(1) 11.132	\$24,537					(7)		66.796	\$147,229
4581 _____	Cielo Metro District	\$2,204,150							(7)			
				bond date: 2021-04-28	(4) 55.664	\$122,692			(7)			
			(1) 7.018	\$431,253					(7)		42.106	\$2,587,395
4399 _____	Compark Business Campus Metro	\$61,449,560							(7)			
				bond date: 2019-06-18	(4) 12.263	\$753,556			(7)			
				bond date: 2017-12-21	(4) 22.825	\$1,402,586			(7)			
									(7)		20.922	\$107,119
4454 _____	Compark Business Campus Metro Dist Debt Svc	\$5,119,880							(7)			
				bond date: 2019-06-18	(4) 7.312	\$37,437			(7)			
				bond date: 2017-12-21	(4) 13.610	\$69,682			(7)			

~Negative levy & dollar (Temporary tax credit must go here. If the entity applied it to a component levy other than General Operating, please footnote.)

\*All entries in the column MUST be approved at election .

\*\*Election generally not required (some entity-specific exceptions); includes capital expenditures approved under 29-1-301(1.2), C.R.S.

\*\*\*Other special fund levies exempt from the 5.5% statutory revenue limitation. (NAME MUST BE FOOTNOTED).

29-1-301(1.2), CRS

LOCAL IMPROVEMENT & SERVICE DISTRICTS

TITLE 32 STATUTORY DISTRICTS WITH ONE OR MORE BOND LEVIES

(For each bond, you must show the bond date and number of years. See instructions to determine the districts authorized by Title 32)

Tax use Auth# DPT ONLY	DISTRICT NAME	ASSESSED	(1) GENERAL OPERATING		(3) CONTRACTUAL OBLIGATIONS* (4) BOND REDEMPTION* (Levies approved at election)		(5) REFUNDS/ABATEMENTS (6) OTHER***		(7) CAPITAL EXPENDITURE**		TOTAL ALL FUNDS		
		VALUATION	(2) TEMPORARY TAX CREDIT										
		Nearest Ten Dollars	Levy (Mills)	Revenue (Dollars)	Levy (Mills)	Revenue (Dollars)	Levy (Mills)	Revenue (Dollars)	Levy (Mills)	Revenue (Dollars)	Levy (Mills)	Revenue (Dollars)	
4509 _____	Compark Business Campus Metro Dist Debt Svc 2	\$1,456,670							(7)		18.014	\$26,241	
									(7)				
				bond date: 2019-06-18	(4)	6.295	\$9,170			(7)			
				bond date: 2017-12-21	(4)	11.719	\$17,071			(7)			
4407 _____	Concord Metro District	\$60,574,650	(1)	2.000	\$121,149				(7)		7.000	\$424,022	
									(7)				
				bond date: 2019-10-24	(4)	5.000	\$302,873			(7)			
									(7)				
4400 _____	Consolidated Bell Mountain Ranch Metro District	\$21,951,970	(1)	22.773	\$499,912				(7)		57.773	\$1,268,231	
									(7)				
				bond date: 2020-02-27	(4)	35.000	\$768,319			(7)			
									(7)				
4566 _____	Cottonwood Highlands Metro District 1	\$17,006,050	(1)	10.000	\$170,060				(7)		57.678	\$980,874	
									(7)				
				bond date: 2019-05-16	(4)	47.678	\$810,814			(7)			
				bond date: 2019-05-16					(7)				
4567 _____	Cottonwood Highlands Metro District 2	\$1,985,960	(1)	10.000	\$19,860				(7)		20.000	\$39,720	
									(7)				
				bond date: Proposed	(4)	10.000	\$19,860			(7)			
									(7)				
4060 _____	Cottonwood Metro District	\$86,909,300	(1)	8.800	\$764,802				(7)		8.800	\$764,802	
									(7)				
4436 _____	Crowfoot Valley Ranch Metro District 1	\$6,410	(1)	77.929	\$500				(7)		85.443	\$548	
						(3)	7.514	\$48			(7)		
4437 _____	Crowfoot Valley Ranch Metro District 2	\$8,657,680	(1)	22.265	\$192,763				(7)		85.442	\$739,729	
						(3)	7.514	\$65,054			(7)		
				bond date: 2018-06-13	(4)	55.663	\$481,912			(7)			

~Negative levy & dollar (Temporary tax credit must go here. If the entity applied it to a component levy other than General Operating, please footnote.)

29-1-301(1.2), CRS

\*All entries in the column MUST be approved at election .

\*\*Election generally not required (some entity-specific exceptions); includes capital expenditures approved under 29-1-301(1.2), C.R.S.

\*\*\*Other special fund levies exempt from the 5.5% statutory revenue limitation. (NAME MUST BE FOOTNOTED).

LOCAL IMPROVEMENT & SERVICE DISTRICTS

TITLE 32 STATUTORY DISTRICTS WITH ONE OR MORE BOND LEVIES

(For each bond, you must show the bond date and number of years. See instructions to determine the districts authorized by Title 32)

Tax Auth#	DPT use ONLY	DISTRICT NAME	ASSESSED VALUATION	(1) GENERAL OPERATING (2) TEMPORARY TAX CREDIT		(3) CONTRACTUAL OBLIGATIONS* (4) BOND REDEMPTION* (Levies approved at election)		(5) REFUNDS/ABATEMENTS (6) OTHER***		(7) CAPITAL EXPENDITURE**		TOTAL ALL FUNDS	
			Nearest Ten Dollars	Levy (Mills)	Revenue (Dollars)	Levy (Mills)	Revenue (Dollars)	Levy (Mills)	Revenue (Dollars)	Levy (Mills)	Revenue (Dollars)	Levy (Mills)	Revenue (Dollars)
4434	_____	Crystal Crossing Metro District	\$11,302,100	(1) 17.205	\$194,453					(7)		74.625	\$843,420
					bond date: 2016-01-27	(4) 57.420	\$648,967			(7)			
4200	_____	Crystal Valley Metro District 1	\$12,020	(1) 2.000	\$24					(7)		2.000	\$24
										(7)			
4210	_____	Crystal Valley Metro District 2	\$87,183,780	(1) 2.000	\$174,368					(7)		45.000	\$3,923,271
					bond date: 2020-09-17	(4) 43.000	\$3,748,903			(7)			
4104	_____	Dawson Ridge Metro District 1	\$76,320			(3) 45.000	\$3,434			(7)		45.000	\$3,434
										(7)			
4105	_____	Dawson Ridge Metro District 2	\$3,930			(3) 45.000	\$177			(7)		45.000	\$177
										(7)			
4106	_____	Dawson Ridge Metro District 3	\$34,300			(3) 45.000	\$1,544			(7)		45.000	\$1,544
										(7)			
4107	_____	Dawson Ridge Metro District 4	\$6,080			(3) 45.000	\$274			(7)		45.000	\$274
										(7)			
4108	_____	Dawson Ridge Metro District 5	\$60	(1) 45.000	\$3					(7)		45.000	\$3
										(7)			
4604	_____	Devils Head Metro District	\$15,100	(1) 20.000	\$302					(7)		70.000	\$1,057
					bond date: Proposed	(4) 50.000	\$755			(7)			
4401	_____	E-470 Potomac Metro District	\$7,967,640							(7)		0.000	\$0
										(7)			
4070	_____	Founders Village Metro District	\$64,642,320			(3) 88.683	\$5,732,675			(7)		88.683	\$5,732,675
										(7)			

~Negative levy & dollar (Temporary tax credit must go here. If the entity applied it to a component levy other than General Operating, please footnote.)

29-1-301(1.2), CRS

\*All entries in the column MUST be approved at election .

\*\*Election generally not required (some entity-specific exceptions); includes capital expenditures approved under 29-1-301(1.2), C.R.S.

\*\*\*Other special fund levies exempt from the 5.5% statutory revenue limitation. (NAME MUST BE FOOTNOTED).

LOCAL IMPROVEMENT & SERVICE DISTRICTS

TITLE 32 STATUTORY DISTRICTS WITH ONE OR MORE BOND LEVIES

(For each bond, you must show the bond date and number of years. See instructions to determine the districts authorized by Title 32)

DPT Tax use Auth#	ONLY	DISTRICT NAME	ASSESSED VALUATION	(1) GENERAL OPERATING (2) TEMPORARY TAX CREDIT		(3) CONTRACTUAL OBLIGATIONS* (4) BOND REDEMPTION* (Levies approved at election)		(5) REFUNDS/ABATEMENTS (6) OTHER***		(7) CAPITAL EXPENDITURE**		TOTAL ALL FUNDS	
			Nearest Ten Dollars	Levy (Mills)	Revenue (Dollars)	Levy (Mills)	Revenue (Dollars)	Levy (Mills)	Revenue (Dollars)	Levy (Mills)	Revenue (Dollars)	Levy (Mills)	Revenue (Dollars)
4482	_____	Foxhill Metro District 1	\$0							(7)		0.000	\$0
				(1)	10.664		\$27,968			(7)		58.652	\$153,825
4483	_____	Foxhill Metro District 2	\$2,622,680							(7)			
					bond date: 2020-12-10	(4)	47.988		\$125,857	(7)			
				(1)	25.000		\$97,705			(7)		10.000	\$39,082
4412	_____	Franktown Business Area Metro District	\$3,908,200	(2)	(15.000)		(\$58,623)			(7)			
				(1)	40.000		\$2,156,172			(7)		40.000	\$2,156,172
4396	_____	Heritage Hills Metro District	\$53,904,300							(7)			
				(1)	10.000		\$102,501			(7)		77.000	\$789,259
4575	_____	Hess Ranch Metro District 4	\$10,250,110			(3)	5.000		\$51,251	(7)			
						(3)	5.000		\$51,251	(7)			
						(3)	57.000		\$584,256	(7)			
				(1)	10.000		\$80			(7)		10.000	\$80
4576	_____	Hess Ranch Metro District 5	\$7,980							(7)			
				(1)	10.000		\$7			(7)		10.000	\$7
4577	_____	Hess Ranch Metro District 6	\$730							(7)			
				(1)	10.000					(7)		10.000	\$0
4578	_____	Hess Ranch Metro District 7	\$0							(7)			
				(1)	10.000					(7)		50.000	\$0
4579	_____	Hess Ranch Metro District 8	\$0			(3)	5.000			(7)			
						(3)	5.000			(7)			
						(3)	30.000			(7)			
				(1)	6.500		\$82,558			(7)		6.500	\$82,558
4394	_____	Hidden Pointe Metro District	\$12,701,230							(7)			

~Negative levy & dollar (Temporary tax credit must go here. If the entity applied it to a component levy other than General Operating, please footnote.)

\*All entries in the column MUST be approved at election .

\*\*Election generally not required (some entity-specific exceptions); includes capital expenditures approved under 29-1-301(1.2), C.R.S.

\*\*\*Other special fund levies exempt from the 5.5% statutory revenue limitation. (NAME MUST BE FOOTNOTED).

29-1-301(1.2), CRS



LOCAL IMPROVEMENT & SERVICE DISTRICTS

TITLE 32 STATUTORY DISTRICTS WITH ONE OR MORE BOND LEVIES

(For each bond, you must show the bond date and number of years. See instructions to determine the districts authorized by Title 32)

Tax Auth#	DPT use ONLY	DISTRICT NAME	ASSESSED	(1) GENERAL OPERATING	(3) CONTRACTUAL OBLIGATIONS*		(5) REFUNDS/ABATEMENTS		(7) CAPITAL EXPENDITURE**		TOTAL ALL FUNDS		
			VALUATION	(2) TEMPORARY TAX CREDIT	(4) BOND REDEMPTION*	(6) OTHER***	(6) OTHER***	(7) CAPITAL EXPENDITURE**	(7) CAPITAL EXPENDITURE**	(7) CAPITAL EXPENDITURE**	(7) CAPITAL EXPENDITURE**		
			Nearest Ten Dollars	Levy (Mills)	Revenue (Dollars)	Levy (Mills)	Revenue (Dollars)	Levy (Mills)	Revenue (Dollars)	Levy (Mills)	Revenue (Dollars)	Levy (Mills)	Revenue (Dollars)
4330		High Prairie Farms Metro District	(1) \$62,237,960	12.000	\$746,856					(7)		12.000	\$746,856
4504		Highfield Metro District	(1) \$43,432,350	10.000	\$434,324					(7)		25.000	\$1,085,809
4501		Highlands Ranch Metro District	(1) \$1,843,672,700	bond date: 2021-12-19 11.205	\$20,658,353	(4) 15.000	\$651,485			(7)		11.205	\$20,658,353
4595		Hillside at Castle Rock Metro District	\$1,267,390							(7)		0.000	\$0
4603		Hilltop Metro District	(1) \$1,060	15.000	\$16					(7)		65.000	\$69
4443		Horse Creek Metro District	(1) \$16,152,550	bond date: 2021-01-05 6.191	\$100,000	(4) 50.000	\$53			(7)		24.784	\$400,324
4484		Horseshoe Ridge Metro District 1	\$0			(4) 18.593	\$300,324			(7)		0.000	\$0
4485		Horseshoe Ridge Metro District 2	(1) \$12,385,800	5.000	\$61,929	(3) 33.570	\$415,791			(7)		38.570	\$477,720
4486		Horseshoe Ridge Metro District 3	(1) \$242,440	5.000	\$1,212	(3) 30.000	\$7,273			(7)		35.000	\$8,485

~Negative levy & dollar (Temporary tax credit must go here. If the entity applied it to a component levy other than General Operating, please footnote.)

\*All entries in the column MUST be approved at election .

\*\*Election generally not required (some entity-specific exceptions); includes capital expenditures approved under 29-1-301(1.2), C.R.S.

\*\*\*Other special fund levies exempt from the 5.5% statutory revenue limitation. (NAME MUST BE FOOTNOTED).

29-1-301(1.2), CRS

LOCAL IMPROVEMENT & SERVICE DISTRICTS

TITLE 32 STATUTORY DISTRICTS WITH ONE OR MORE BOND LEVIES

(For each bond, you must show the bond date and number of years. See instructions to determine the districts authorized by Title 32)

Tax use Auth#	DPT ONLY	DISTRICT NAME	ASSESSED	(1) GENERAL OPERATING		(3) CONTRACTUAL OBLIGATIONS*		(5) REFUNDS/ABATEMENTS		(7) CAPITAL EXPENDITURE**		TOTAL ALL FUNDS	
			VALUATION	(2) TEMPORARY TAX CREDIT	(4) BOND REDEMPTION*	(6) OTHER***	(7) CAPITAL EXPENDITURE**	(7) CAPITAL EXPENDITURE**	(7) CAPITAL EXPENDITURE**	(7) CAPITAL EXPENDITURE**			
			Nearest Ten Dollars	Levy (Mills)	Revenue (Dollars)	Levy (Mills)	Revenue (Dollars)	Levy (Mills)	Revenue (Dollars)	Levy (Mills)	Revenue (Dollars)	Levy (Mills)	Revenue (Dollars)
4505		Hunting Hill Metro District	(1) \$9,036,050	20.418	\$184,498					(7)		55.662	\$502,965
										(7)			
				bond date: 2018-11-21	(4)	35.244	\$318,467			(7)			
4425		Inspiration Metro District	(1) \$68,321,010	16.796	\$1,147,520					(7)		67.908	\$4,639,544
										(7)			
				bond date: 2021-12-07	(4)	1.112	\$75,973			(7)			
				bond date: 2021-11-09	(4)	4.179	\$285,514			(7)			
				bond date: 2021-11-09	(4)	8.096	\$553,127			(7)			
						(4)	37.725	\$2,577,410		(7)			
4048		Inverness Metro Improvement District	(1) \$103,640,490	4.500	\$466,382					(7)		6.150	\$637,389
										(7)			
				bond date: 2012-04-03	(4)	1.650	\$171,007			(7)			
4518		Inverness Metro Improvement District Debt Service	(1) \$2,572,210	4.500	\$11,575					(7)		6.150	\$15,819
										(7)			
				bond date: 2012-04-03	(4)	1.650	\$4,244			(7)			
4560		Inverness Metro Improvement District Debt Svc 2	(1) \$11,672,470	4.500	\$52,526					(7)		6.150	\$71,786
										(7)			
				bond date: 2012-04-03	(4)	1.650	\$19,260			(7)			
4489		Jordan Crossing Metro District	(1) \$3,550,820	23.607	\$83,824					(7)		47.607	\$169,044
										(7)			
				bond date: 2016-10-25	(4)	24.000	\$85,220			(7)			
4439		Kings Point South Metro District 1	\$650							(7)		0.000	\$0
										(7)			
4440		Kings Point South Metro District 2	\$1,840							(7)		0.000	\$0
										(7)			

~Negative levy & dollar (Temporary tax credit must go here. If the entity applied it to a component levy other than General Operating, please footnote.)

29-1-301(1.2), CRS

\*All entries in the column MUST be approved at election .

\*\*Election generally not required (some entity-specific exceptions); includes capital expenditures approved under 29-1-301(1.2), C.R.S.

\*\*\*Other special fund levies exempt from the 5.5% statutory revenue limitation. (NAME MUST BE FOOTNOTED).

LOCAL IMPROVEMENT & SERVICE DISTRICTS

TITLE 32 STATUTORY DISTRICTS WITH ONE OR MORE BOND LEVIES

(For each bond, you must show the bond date and number of years. See instructions to determine the districts authorized by Title 32)

Tax Auth#	DPT use ONLY	DISTRICT NAME	ASSESSED	(1) GENERAL OPERATING		(3) CONTRACTUAL OBLIGATIONS*		(5) REFUNDS/ABATEMENTS		(7) CAPITAL EXPENDITURE**		TOTAL ALL FUNDS	
			VALUATION	(2) TEMPORARY TAX CREDIT	(4) BOND REDEMPTION*	(6) OTHER***	(7) CAPITAL EXPENDITURE**						
			Nearest Ten Dollars	Levy (Mills)	Revenue (Dollars)	Levy (Mills)	Revenue (Dollars)	Levy (Mills)	Revenue (Dollars)	Levy (Mills)	Revenue (Dollars)	Levy (Mills)	Revenue (Dollars)
4444	_____	Lanterns Metro District 1	(1) \$9,189,540	11.077	\$101,793					(7)		75.121	\$690,328
										(7)			
				bond date: 2019-07-31	(4)	64.044	\$588,535			(7)			
				bond date: 2019-07-31						(7)			
				bond date: 2019-07-31						(7)			
4563	_____	Lanterns Metro District 2	(1) \$3,351,130	11.077	\$37,120					(7)		75.121	\$251,740
										(7)			
				bond date: 2021-08-19	(4)	64.044	\$214,620			(7)			
4564	_____	Lanterns Metro District 3	\$2,100,670							(7)		0.000	\$0
4611	_____	Lanterns Metro District 4	\$10,174,190							(7)		0.000	\$0
4612	_____	Lanterns Metro District 5	\$4,466,650							(7)		0.000	\$0
4473	_____	Lincoln Creek Metro District	(1) \$8,759,050	13.500	\$118,247					(7)		47.500	\$416,055
										(7)			
				bond date: 2021-08-03	(4)	34.000	\$297,808			(7)			
				bond date: 2006-03-06						(7)			
4591	_____	Lincoln Creek Metro District Debt Service	\$0							(7)		0.000	\$0
4435	_____	Lincoln Meadows Metro District	(1) \$13,812,830	2.528	\$34,919					(7)		50.000	\$690,642
										(7)			
				bond date: 2014-07-21	(4)	47.472	\$655,723			(7)			
4508	_____	Lincoln Meadows Metro District Debt Service	\$200							(7)		0.000	\$0
										(7)			

~Negative levy & dollar (Temporary tax credit must go here. If the entity applied it to a component levy other than General Operating, please footnote.)

\*All entries in the column MUST be approved at election .

\*\*Election generally not required (some entity-specific exceptions); includes capital expenditures approved under 29-1-301(1.2), C.R.S.

\*\*\*Other special fund levies exempt from the 5.5% statutory revenue limitation. (NAME MUST BE FOOTNOTED).

29-1-301(1.2), CRS

LOCAL IMPROVEMENT & SERVICE DISTRICTS

TITLE 32 STATUTORY DISTRICTS WITH ONE OR MORE BOND LEVIES

(For each bond, you must show the bond date and number of years. See instructions to determine the districts authorized by Title 32)

Tax use Auth#	DPT ONLY	DISTRICT NAME	ASSESSED	(1) GENERAL OPERATING	(3) CONTRACTUAL OBLIGATIONS*		(5) REFUNDS/ABATEMENTS		(7) CAPITAL EXPENDITURE**		TOTAL ALL FUNDS		
			VALUATION	(2) TEMPORARY TAX CREDIT	(4) BOND REDEMPTION*	(6) OTHER***	(6) OTHER***	(7) CAPITAL EXPENDITURE**	(7) CAPITAL EXPENDITURE**	(7) CAPITAL EXPENDITURE**	(7) CAPITAL EXPENDITURE**		
			Nearest Ten Dollars	Levy (Mills)	Revenue (Dollars)	Levy (Mills)	Revenue (Dollars)	Levy (Mills)	Revenue (Dollars)	Levy (Mills)	Revenue (Dollars)	Levy (Mills)	Revenue (Dollars)
				(1)	7.500	\$360,347				(7)		35.000	\$1,681,621
4441		Lincoln Station Metro District	\$48,046,310							(7)			
					bond date: 2014-03-24	(4)	5.326	\$255,895		(7)			
					bond date: 2014-03-24	(4)	10.361	\$497,808		(7)			
					bond date: 2006-12-18	(4)	11.813	\$567,571		(7)			
										(7)		27.500	\$159,686
4507		Lincoln Station Metro District Debt Service	\$5,806,740							(7)			
					bond date: 2014-03-24	(4)	5.326	\$30,927		(7)			
					bond date: 2014-03-24	(4)	10.361	\$60,164		(7)			
					bond date: 2006-12-18	(4)	11.813	\$68,595		(7)			
				(1)	0.500	\$18,135				(7)		32.500	\$1,178,791
4250		Maher Ranch Metro District 4	\$36,270,500							(7)			
					bond date: 2016-12-16	(4)	14.474	\$524,979		(7)			
					bond date: 2016-12-16	(4)	17.526	\$635,677		(7)			
				(1)	10.068	\$44,135				(7)		72.500	\$317,820
4605		Meadowlark Metro District	\$4,383,730			(3)	5.034	\$22,068		(7)			
					bond date: 2020-08-06	(4)	57.398	\$251,617		(7)			
					bond date: 2020-08-06					(7)			
				(1)	6.351	\$367,599				(7)		35.000	\$2,025,816
4079		Meadows Metro District 1	\$57,880,450							(7)			
					bond date: 1989-09-01	(4)	28.649	\$1,658,217		(7)			
										(7)		35.000	\$1,443,349
4082		Meadows Metro District 2	\$41,238,550							(7)			
					bond date: 1989-09-01	(4)	35.000	\$1,443,349		(7)			

~Negative levy & dollar (Temporary tax credit must go here. If the entity applied it to a component levy other than General Operating, please footnote.)

\*All entries in the column MUST be approved at election .

\*\*Election generally not required (some entity-specific exceptions); includes capital expenditures approved under 29-1-301(1.2), C.R.S.

\*\*\*Other special fund levies exempt from the 5.5% statutory revenue limitation. (NAME MUST BE FOOTNOTED).

29-1-301(1.2), CRS

LOCAL IMPROVEMENT & SERVICE DISTRICTS

TITLE 32 STATUTORY DISTRICTS WITH ONE OR MORE BOND LEVIES

(For each bond, you must show the bond date and number of years. See instructions to determine the districts authorized by Title 32)

Tax use Auth#	DPT ONLY	DISTRICT NAME	ASSESSED	(1) GENERAL OPERATING		(3) CONTRACTUAL OBLIGATIONS*		(5) REFUNDS/ABATEMENTS		(7) CAPITAL EXPENDITURE**		TOTAL ALL FUNDS	
			VALUATION	(2) TEMPORARY TAX CREDIT	(4) BOND REDEMPTION*	(6) OTHER***	(7) CAPITAL EXPENDITURE**	(7) CAPITAL EXPENDITURE**	(7) CAPITAL EXPENDITURE**	(7) CAPITAL EXPENDITURE**	(7) CAPITAL EXPENDITURE**	(7) CAPITAL EXPENDITURE**	
			Nearest Ten Dollars	Levy (Mills)	Revenue (Dollars)	Levy (Mills)	Revenue (Dollars)	Levy (Mills)	Revenue (Dollars)	Levy (Mills)	Revenue (Dollars)	Levy (Mills)	Revenue (Dollars)
4088		Meadows Metro District 3	\$36,363,700							(7)		35.000	\$1,272,730
										(7)			
				bond date: 1989-09-01		(4)	35.000	\$1,272,730		(7)			
4089		Meadows Metro District 4	\$2,180							(7)		35.000	\$76
										(7)			
				bond date: 1989-09-01		(4)	35.000	\$76		(7)			
4506		Meadows Metro District 4 Debt Service	\$5,610,690							(7)		35.000	\$196,374
										(7)			
				bond date: 1989-09-01		(4)	35.000	\$196,374		(7)			
4110		Meadows Metro District 5	\$33,478,850							(7)		35.000	\$1,171,760
										(7)			
				bond date: 1989-09-01		(4)	35.000	\$1,171,760		(7)			
4111		Meadows Metro District 6	\$69,383,460							(7)		35.000	\$2,428,421
										(7)			
				bond date: 1989-09-01		(4)	35.000	\$2,428,421		(7)			
4114		Meadows Metro District 7	\$49,084,450							(7)		35.000	\$1,717,956
										(7)			
				bond date: 1989-09-01		(4)	35.000	\$1,717,956		(7)			
4021		Meridian Metro District	\$183,027,170	(1)	28.740	\$5,260,201				(7)		50.000	\$9,151,358
										(7)			
				bond date: 2020-06-24		(4)	1.563	\$286,071		(7)			
				bond date: 2020-03-04		(4)	2.415	\$442,011		(7)			
				bond date: 2017-11-14		(4)	3.292	\$602,525		(7)			
				bond date: 2020-03-24		(4)	13.990	\$2,560,550		(7)			

~Negative levy & dollar (Temporary tax credit must go here. If the entity applied it to a component levy other than General Operating, please footnote.)

\*All entries in the column MUST be approved at election .

\*\*Election generally not required (some entity-specific exceptions); includes capital expenditures approved under 29-1-301(1.2), C.R.S.

\*\*\*Other special fund levies exempt from the 5.5% statutory revenue limitation. (NAME MUST BE FOOTNOTED).

29-1-301(1.2), CRS

## LOCAL IMPROVEMENT & SERVICE DISTRICTS

### TITLE 32 STATUTORY DISTRICTS WITH ONE OR MORE BOND LEVIES

(For each bond, you must show the bond date and number of years. See instructions to determine the districts authorized by Title 32)

DPT Tax use Auth# ONLY	DISTRICT NAME	ASSESSED VALUATION	(1) GENERAL OPERATING (2) TEMPORARY TAX CREDIT		(3) CONTRACTUAL OBLIGATIONS* (4) BOND REDEMPTION* (Levies approved at election)		(5) REFUNDS/ABATEMENTS (6) OTHER***		(7) CAPITAL EXPENDITURE**		TOTAL ALL FUNDS	
		Nearest Ten Dollars	Levy (Mills)	Revenue (Dollars)	Levy (Mills)	Revenue (Dollars)	Levy (Mills)	Revenue (Dollars)	Levy (Mills)	Revenue (Dollars)	Levy (Mills)	Revenue (Dollars)
4406 _____	Meridian Metro District Debt Service	\$17,431,720							(7)		21.260	\$370,598
									(7)			
				bond date: 2020-03-24	(4)	21.260	\$370,598		(7)			
4539 _____	Meridian Metro District Debt Service 2	\$10,806,880							(7)		21.260	\$229,755
									(7)			
				bond date: 2020-03-24	(4)	3.130	\$33,826		(7)			
				bond date: 2020-03-24	(4)	18.130	\$195,929		(7)			
4445 _____	Meridian Village Metro District 1	\$190	(1)	11.132	\$2				(7)		51.132	\$10
									(7)			
				bond date: 2007-11-14	(4)	40.000	\$8		(7)			
4602 _____	Meridian Village Metro District 1 Debt Service	\$2,734,340							(7)		0.000	\$0
									(7)			
4446 _____	Meridian Village Metro District 2	\$86,917,830	(1)	11.132	\$967,569				(7)		51.132	\$4,444,282
					(3)	40.000	\$3,476,713		(7)			
4447 _____	Meridian Village Metro District 3	\$0							(7)		0.000	\$0
									(7)			
4448 _____	Meridian Village Metro District 4	\$0							(7)		0.000	\$0
									(7)			
4056 _____	Mirabelle Metro District 1	\$116,700	(1)	27.832	\$3,248				(7)		83.496	\$9,744
					(3)	55.664	\$6,496		(7)			
4587 _____	Mirabelle Metro District 2	\$9,211,820	(1)	27.832	\$256,383				(7)		83.496	\$769,150
									(7)			
				bond date: 2020-01-30	(4)	55.664	\$512,767		(7)			
				bond date: 2020-01-30					(7)			
4588 _____	Mirabelle Metro District 3	\$0							(7)		0.000	\$0
									(7)			

~Negative levy & dollar (Temporary tax credit must go here. If the entity applied it to a component levy other than General Operating, please footnote.)

\*All entries in the column MUST be approved at election.

\*\*Election generally not required (some entity-specific exceptions); includes capital expenditures approved under 29-1-301(1.2), C.R.S.

\*\*\*Other special fund levies exempt from the 5.5% statutory revenue limitation. (NAME MUST BE FOOTNOTED).

29-1-301(1.2), CRS

LOCAL IMPROVEMENT & SERVICE DISTRICTS

TITLE 32 STATUTORY DISTRICTS WITH ONE OR MORE BOND LEVIES

(For each bond, you must show the bond date and number of years. See instructions to determine the districts authorized by Title 32)

DPT Tax use Auth#	DISTRICT NAME	ASSESSED VALUATION	(1) GENERAL OPERATING		(3) CONTRACTUAL OBLIGATIONS*		(5) REFUNDS/ABATEMENTS		(7) CAPITAL EXPENDITURE**		TOTAL ALL FUNDS	
			(2) TEMPORARY TAX CREDIT		(4) BOND REDEMPTION*		(6) OTHER***					
		Nearest Ten Dollars	Levy (Mills)	Revenue (Dollars)	Levy (Mills)	Revenue (Dollars)	Levy (Mills)	Revenue (Dollars)	Levy (Mills)	Revenue (Dollars)	Levy (Mills)	Revenue (Dollars)
4589	Mirabelle Metro District 4	\$0							(7)		0.000	\$0
									(7)			
4460	Neu Towne Metro District	\$13,586,330	(1) 3.265	\$44,359					(7)		42.449	\$576,726
							(6) 1.085	\$14,741	(7)			
									(7)			
									(7)			
			bond date: 2018-05-10		(4) 38.099	\$517,626			(7)			
4417	North Meridian Metro District	\$296,280	(1) 50.000	\$14,814					(7)		50.000	\$14,814
									(7)			
4455	North Meridian Metro District Debt Service	\$193,280							(7)		0.000	\$0
									(7)			
4545	North Meridian Metro District Debt Service 2	\$54,600							(7)		0.000	\$0
									(7)			
4535	North Pine Vistas Metro District 1	\$1,180							(7)		0.000	\$0
									(7)			
4536	North Pine Vistas Metro District 2	\$8,387,320	(1) 14.357	\$120,417					(7)		75.148	\$630,291
					(3) 5.127	\$43,002			(7)			
			bond date: Proposed		(4) 55.664	\$466,872			(7)			
			bond date: 2016-12-15						(7)			
			bond date: 2016-12-15						(7)			
4537	North Pine Vistas Metro District 3	\$17,448,830	(1) 14.357	\$250,513					(7)		75.391	\$1,315,485
					(3) 5.370	\$93,700			(7)			
			bond date: 2021-10-20		(4) 10.228	\$178,467			(7)			
			bond date: 2021-10-20		(4) 45.436	\$792,805			(7)			
			bond date: 2016-12-15						(7)			
			bond date: 2016-12-15						(7)			

~Negative levy & dollar (Temporary tax credit must go here. If the entity applied it to a component levy other than General Operating, please footnote.)

\*All entries in the column MUST be approved at election .

\*\*Election generally not required (some entity-specific exceptions); includes capital expenditures approved under 29-1-301(1.2), C.R.S.

\*\*\*Other special fund levies exempt from the 5.5% statutory revenue limitation. (NAME MUST BE FOOTNOTED).

29-1-301(1.2), CRS

LOCAL IMPROVEMENT & SERVICE DISTRICTS

TITLE 32 STATUTORY DISTRICTS WITH ONE OR MORE BOND LEVIES

(For each bond, you must show the bond date and number of years. See instructions to determine the districts authorized by Title 32)

Tax Auth#	DPT use ONLY	DISTRICT NAME	ASSESSED	(1) GENERAL OPERATING		(3) CONTRACTUAL OBLIGATIONS*		(5) REFUNDS/ABATEMENTS		(7) CAPITAL EXPENDITURE**		TOTAL ALL FUNDS	
			VALUATION	(2) TEMPORARY TAX CREDIT	(4) BOND REDEMPTION*	(6) OTHER***	(7) CAPITAL EXPENDITURE**						
			Nearest Ten Dollars	Levy (Mills)	Revenue (Dollars)	Levy (Mills)	Revenue (Dollars)	Levy (Mills)	Revenue (Dollars)	Levy (Mills)	Revenue (Dollars)	Levy (Mills)	Revenue (Dollars)
4459	_____	Olde Town Metro District	(1) \$3,704,630	15.000	\$55,569					(7)		36.000	\$133,366
				bond date: 2018-06-12	(4)	21.000	\$77,797			(7)			
4395	_____	Omnipark Metro District	(1) \$56,976,580	7.000	\$398,836					(7)		7.000	\$398,836
										(7)			
4569	_____	Overlook Metro District	(1) \$7,985,970	4.652	\$37,151					(7)		47.678	\$380,756
				bond date: 2021-09-16	(4)	4.019	\$32,096			(7)			
				bond date: 2021-09-16	(4)	39.007	\$311,509			(7)			
4062	_____	Park Meadows Metro District	(1) \$406,290,390	6.387	\$2,594,977					(7)		6.387	\$2,594,977
										(7)			
4453	_____	Parker Automotive Metro District	(1) \$11,248,720	3.000	\$33,746					(7)		50.000	\$562,436
				bond date: 2016-06-01	(4)	22.466	\$252,714			(7)			
				bond date: 2018-08-16	(4)	24.534	\$275,976			(7)			
4534	_____	Parker Homestead Metro District	(1) \$14,996,450	15.103	\$226,491					(7)		47.603	\$713,876
				bond date: 2020-08-13	(4)	32.500	\$487,385			(7)			
				bond date: 2016-11-15						(7)			
4005	_____	Perry Park Metro District	(1) \$44,744,840	4.733	\$211,777					(7)		4.733	\$211,777
										(7)			
4449	_____	Pine Bluffs Metro District	\$26,083,460							(7)		20.000	\$521,669
				bond date: 2017-03-09	(4)	20.000	\$521,669			(7)			
4480	_____	Pinery Commercial Metro District 1	(1) \$19,010	10.000	\$190					(7)		10.000	\$190
										(7)			

~Negative levy & dollar (Temporary tax credit must go here. If the entity applied it to a component levy other than General Operating, please footnote.)

\*All entries in the column MUST be approved at election .

\*\*Election generally not required (some entity-specific exceptions); includes capital expenditures approved under 29-1-301(1.2), C.R.S.

\*\*\*Other special fund levies exempt from the 5.5% statutory revenue limitation. (NAME MUST BE FOOTNOTED).

29-1-301(1.2), CRS



LOCAL IMPROVEMENT & SERVICE DISTRICTS

TITLE 32 STATUTORY DISTRICTS WITH ONE OR MORE BOND LEVIES

(For each bond, you must show the bond date and number of years. See instructions to determine the districts authorized by Title 32)

Tax Auth#	DPT use ONLY	DISTRICT NAME	ASSESSED VALUATION	(1) GENERAL OPERATING (2) TEMPORARY TAX CREDIT		(3) CONTRACTUAL OBLIGATIONS* (4) BOND REDEMPTION* (Levies approved at election)		(5) REFUNDS/ABATEMENTS (6) OTHER***		(7) CAPITAL EXPENDITURE**		TOTAL ALL FUNDS	
			Nearest Ten Dollars	Levy (Mills)	Revenue (Dollars)	Levy (Mills)	Revenue (Dollars)	Levy (Mills)	Revenue (Dollars)	Levy (Mills)	Revenue (Dollars)	Levy (Mills)	Revenue (Dollars)
4481 ____		Pinery Commercial Metro District 2	(1) \$3,024,680	10.000	\$30,247					(7)		10.000	\$30,247
4404 ____		Pinery West Metro District 2	(1) \$50,413,910	11.950	\$602,446					(7)		50.000	\$2,520,695
				bond date: 2016-01-20	(4)	38.050	\$1,918,249			(7)			
4556 ____		Promenade at Castle Rock Metro District 1	(1) \$6,258,150	11.132	\$69,666					(7)		55.663	\$348,348
				bond date: 2021-04-15	(4)	44.531	\$278,682			(7)			
4557 ____		Promenade at Castle Rock Metro District 2	\$0							(7)		0.000	\$0
4558 ____		Promenade at Castle Rock Metro District 3	(1) \$67,254,490	10.000	\$672,545	(3)	40.000	\$2,690,180		(7)		50.000	\$3,362,725
4418 ____		Rampart Range Metro District 1	\$40							(7)		0.000	\$0
4608 ____		Rampart Range Metro District 1 Debt Service	\$2,200							(7)		0.000	\$0
4419 ____		Rampart Range Metro District 2	(1) \$27,445,790	7.500	\$205,843	(3)	1.000	\$27,446		(7)		49.000	\$1,344,843
				bond date: 2019-05-14	(4)	3.267	\$89,665			(7)			
				bond date: 2017-10-24	(4)	37.233	\$1,021,889			(7)			
4420 ____		Rampart Range Metro District 3	\$3,810							(7)		0.000	\$0
4421 ____		Rampart Range Metro District 4	\$993,270							(7)		0.000	\$0
4422 ____		Rampart Range Metro District 5	\$5,950							(7)		0.000	\$0

~Negative levy & dollar (Temporary tax credit must go here. If the entity applied it to a component levy other than General Operating, please footnote.)

\*All entries in the column MUST be approved at election .

\*\*Election generally not required (some entity-specific exceptions); includes capital expenditures approved under 29-1-301(1.2), C.R.S.

\*\*\*Other special fund levies exempt from the 5.5% statutory revenue limitation. (NAME MUST BE FOOTNOTED).

29-1-301(1.2), CRS

LOCAL IMPROVEMENT & SERVICE DISTRICTS

TITLE 32 STATUTORY DISTRICTS WITH ONE OR MORE BOND LEVIES

(For each bond, you must show the bond date and number of years. See instructions to determine the districts authorized by Title 32)

Tax Auth#	DPT use ONLY	DISTRICT NAME	ASSESSED VALUATION	(1) GENERAL OPERATING (2) TEMPORARY TAX CREDIT		(3) CONTRACTUAL OBLIGATIONS* (4) BOND REDEMPTION* (Levies approved at election)		(5) REFUNDS/ABATEMENTS (6) OTHER***		(7) CAPITAL EXPENDITURE**		TOTAL ALL FUNDS	
			Nearest Ten Dollars	Levy (Mills)	Revenue (Dollars)	Levy (Mills)	Revenue (Dollars)	Levy (Mills)	Revenue (Dollars)	Levy (Mills)	Revenue (Dollars)	Levy (Mills)	Revenue (Dollars)
4423	_____	Rampart Range Metro District 6	(1) \$2,390	10.000	\$24					(7)		55.000	\$132
				bond date: 2021-10-05	(4)	45.000	\$108			(7)			
4474	_____	Rampart Range Metro District 7	(1) \$232,754,330	7.500	\$1,745,657					(7)		49.000	\$11,404,961
					(3)	1.000	\$232,754			(7)			
				bond date: 2019-05-14	(4)	3.267	\$760,408			(7)			
				bond date: 2017-10-24	(4)	37.233	\$8,666,142			(7)			
4475	_____	Rampart Range Metro District 8	(1) \$91,210	10.000	\$912					(7)		55.000	\$5,016
				bond date: 2021-10-05	(4)	45.000	\$4,104			(7)			
4476	_____	Rampart Range Metro District 9	\$10							(7)		0.000	\$0
4450	_____	Ravenna Metro District	(1) \$24,417,780	4.000	\$97,671					(7)		77.715	\$1,897,628
				bond date: 2017-11-16	(4)	73.715	\$1,799,957			(7)			
				bond date: 2017-11-16						(7)			
4451	_____	Reata North Metro District	(1) \$39,956,100	0.600	\$23,974					(7)		18.100	\$723,206
					(3)	17.500	\$699,232			(7)			
4582	_____	Reata Ridge Village Metro District 1	(1) \$3,764,330	8.813	\$33,175					(7)		47.678	\$179,476
					(3)	38.865	\$146,301			(7)			
4583	_____	Reata Ridge Village Metro District 2	(1) \$2,216,590	14.967	\$33,176					(7)		50.000	\$110,830
				bond date: 2019-12-31	(4)	35.033	\$77,654			(7)			
				bond date: 2019-12-31						(7)			

~Negative levy & dollar (Temporary tax credit must go here. If the entity applied it to a component levy other than General Operating, please footnote.)

29-1-301(1.2), CRS

\*All entries in the column MUST be approved at election .

\*\*Election generally not required (some entity-specific exceptions); includes capital expenditures approved under 29-1-301(1.2), C.R.S.

\*\*\*Other special fund levies exempt from the 5.5% statutory revenue limitation. (NAME MUST BE FOOTNOTED).

LOCAL IMPROVEMENT & SERVICE DISTRICTS

TITLE 32 STATUTORY DISTRICTS WITH ONE OR MORE BOND LEVIES

(For each bond, you must show the bond date and number of years. See instructions to determine the districts authorized by Title 32)

Tax Auth#	DPT use ONLY	DISTRICT NAME	ASSESSED	(1) GENERAL OPERATING		(3) CONTRACTUAL OBLIGATIONS*		(5) REFUNDS/ABATEMENTS		(7) CAPITAL EXPENDITURE**		TOTAL ALL FUNDS	
			VALUATION	(2) TEMPORARY TAX CREDIT	(4) BOND REDEMPTION*	(6) OTHER***	(7) CAPITAL EXPENDITURE**	(7) CAPITAL EXPENDITURE**	(7) CAPITAL EXPENDITURE**	(7) CAPITAL EXPENDITURE**	(7) CAPITAL EXPENDITURE**	(7) CAPITAL EXPENDITURE**	
			Nearest Ten Dollars	Levy (Mills)	Revenue (Dollars)	Levy (Mills)	Revenue (Dollars)	Levy (Mills)	Revenue (Dollars)	Levy (Mills)	Revenue (Dollars)	Levy (Mills)	Revenue (Dollars)
4477		Reata South Metro District	(1) \$27,264,750	5.321	\$145,076					(7)		58.535	\$1,595,942
										(7)			
				bond date: 2018-03-06	(4)	53.214	\$1,450,866			(7)			
4490		Regency Metro District	(1) \$7,150,330	24.111	\$172,402					(7)		47.611	\$340,435
										(7)			
				bond date: 2019-06-21	(4)	23.500	\$168,033			(7)			
4512		Remuda Ranch Metro District	(1) \$1,909,970	11.132	\$21,262					(7)		55.663	\$106,315
										(7)			
				bond date: 2020-12-16	(4)	44.531	\$85,053			(7)			
				bond date: 2020-12-16						(7)			
4523		Robinson Ranch Metro District	(1) \$4,354,630	11.000	\$47,901					(7)		36.000	\$156,767
										(7)			
				bond date: 2018-06-12	(4)	12.500	\$54,433			(7)			
				bond date: 2020-08-04	(4)	12.500	\$54,433			(7)			
4606		Rock Canyon Metro District	(1) \$958,630	15.104	\$14,479					(7)		65.453	\$62,745
										(7)			
				bond date: 2020-01-07	(4)	50.349	\$48,266			(7)			
				bond date: 2020-01-07						(7)			
4424		RockingHorse Metro District 1	\$1,090							(7)		0.000	\$0
										(7)			
4109		Roxborough Village Metro District	(1) \$85,026,670	12.087	\$1,027,717			(5)	0.018	\$1,530	(7)	12.105	\$1,029,247
										(7)			
4562		Salisbury Heights Metro District	(1) \$4,585,700	9.047	\$41,487					(7)		47.678	\$218,638
										(7)			
				bond date: 2017-05-03	(4)	5.941	\$27,244			(7)			
				bond date: 2017-05-03	(4)	32.690	\$149,907			(7)			

~Negative levy & dollar (Temporary tax credit must go here. If the entity applied it to a component levy other than General Operating, please footnote.)

\*All entries in the column MUST be approved at election .

\*\*Election generally not required (some entity-specific exceptions); includes capital expenditures approved under 29-1-301(1.2), C.R.S.

\*\*\*Other special fund levies exempt from the 5.5% statutory revenue limitation. (NAME MUST BE FOOTNOTED).

29-1-301(1.2), CRS

LOCAL IMPROVEMENT & SERVICE DISTRICTS

TITLE 32 STATUTORY DISTRICTS WITH ONE OR MORE BOND LEVIES

(For each bond, you must show the bond date and number of years. See instructions to determine the districts authorized by Title 32)

DPT Tax use Auth# ONLY	DISTRICT NAME	ASSESSED VALUATION	(1) GENERAL OPERATING (2) TEMPORARY TAX CREDIT		(3) CONTRACTUAL OBLIGATIONS* (4) BOND REDEMPTION* (Levies approved at election)		(5) REFUNDS/ABATEMENTS (6) OTHER***		(7) CAPITAL EXPENDITURE**		TOTAL ALL FUNDS	
		Nearest Ten Dollars	Levy (Mills)	Revenue (Dollars)	Levy (Mills)	Revenue (Dollars)	Levy (Mills)	Revenue (Dollars)	Levy (Mills)	Revenue (Dollars)	Levy (Mills)	Revenue (Dollars)
4478 _____	Sierra Ridge Metro District 1	\$0							(7)		0.000	\$0
			(1)	10.918	435,228				(7)		65.509	\$2,611,408
4479 _____	Sierra Ridge Metro District 2	\$39,863,340							(7)			
				bond date: 2016-06-02	(4)	17.542	699,283		(7)			
				bond date: 2016-06-02	(4)	37.049	1,476,897		(7)			
			(1)	5.000	15,389				(7)		50.000	\$153,894
4433 _____	Solitude Metro District	\$3,077,890							(7)			
				bond date: 2006-06-12	(4)	45.000	138,505		(7)			
			(1)	14.480	229,785				(7)		20.480	\$325,000
4408 _____	South Meridian Metro District	\$15,869,140							(7)			
				bond date: 2016-07-20	(4)	6.000	95,215		(7)			
									(7)		6.000	\$120,364
4410 _____	South Meridian Metro District Debt Service	\$20,060,630							(7)			
				bond date: 2016-07-20	(4)	6.000	120,364		(7)			
									(7)		0.000	\$0
4416 _____	South Meridian Metro District Debt Service 2	\$11,917,310							(7)			
									(7)		6.000	\$44,590
4531 _____	South Meridian Metro District Debt Service 3	\$7,431,740							(7)			
				bond date: 2016-07-20	(4)	6.000	44,590		(7)			
									(7)		0.000	\$0
4502 _____	South Santa Fe Metro District 1	\$80							(7)			
									(7)		0.000	\$0
4503 _____	South Santa Fe Metro District 2	\$360,570							(7)			
			(1)	2.000	1,775,083				(7)		2.000	\$1,775,083
4452 _____	Southeast Public Improv Metro District	\$887,541,580							(7)			

~Negative levy & dollar (Temporary tax credit must go here. If the entity applied it to a component levy other than General Operating, please footnote.)

\*All entries in the column MUST be approved at election .

\*\*Election generally not required (some entity-specific exceptions); includes capital expenditures approved under 29-1-301(1.2), C.R.S.

\*\*\*Other special fund levies exempt from the 5.5% statutory revenue limitation. (NAME MUST BE FOOTNOTED).

29-1-301(1.2), CRS

LOCAL IMPROVEMENT & SERVICE DISTRICTS

TITLE 32 STATUTORY DISTRICTS WITH ONE OR MORE BOND LEVIES

(For each bond, you must show the bond date and number of years. See instructions to determine the districts authorized by Title 32)

Tax Auth#	DPT use ONLY	DISTRICT NAME	ASSESSED VALUATION	(1) GENERAL OPERATING (2) TEMPORARY TAX CREDIT		(3) CONTRACTUAL OBLIGATIONS* (4) BOND REDEMPTION* (Levies approved at election)		(5) REFUNDS/ABATEMENTS (6) OTHER***		(7) CAPITAL EXPENDITURE**		TOTAL ALL FUNDS	
				Levy (Mills)	Revenue (Dollars)	Levy (Mills)	Revenue (Dollars)	Levy (Mills)	Revenue (Dollars)	Levy (Mills)	Revenue (Dollars)	Levy (Mills)	Revenue (Dollars)
4488		Southeast Public Improv Metro District Debt Svc	\$586,570							(7)		0.000	\$0
				(1)	7.333		\$314			(7)		7.333	\$314
4618		Sterling Ranch Colorado Metro Dist 7 Subdistrict A	\$42,790							(7)			
				(1)	35.000		\$53,228			(7)		35.000	\$53,228
4619		Sterling Ranch Colorado Metro Dist 7 Subdistrict B	\$1,520,790							(7)			
										(7)		0.000	\$0
4547		Sterling Ranch Colorado Metro District 1	\$0							(7)			
				(1)	33.398		\$1,198,403			(7)		89.062	\$3,195,765
4548		Sterling Ranch Colorado Metro District 2	\$35,882,470							(7)			
					bond date: 2020-11-05	(4)	8.861		\$317,955	(7)			
					bond date: 2020-11-05	(4)	46.803		\$1,679,407	(7)			
				(1)	33.398		\$824,843			(7)		89.062	\$2,199,598
4549		Sterling Ranch Colorado Metro District 3	\$24,697,370							(7)			
					bond date: 2017-12-14	(4)	26.618		\$657,395	(7)			
					bond date: 2017-12-14	(4)	29.046		\$717,360	(7)			
										(7)		55.664	\$9,691
4607		Sterling Ranch Colorado Metro District 3 Debt Svc	\$174,090							(7)			
					bond date: 2017-12-14	(4)	26.618		\$4,634	(7)			
					bond date: 2017-12-14	(4)	29.046		\$5,057	(7)			
				(1)	89.062					(7)		89.062	\$0
4550		Sterling Ranch Colorado Metro District 4	\$0							(7)			
										(7)		0.000	\$0
4551		Sterling Ranch Colorado Metro District 5	\$0							(7)			
										(7)		0.000	\$0
4552		Sterling Ranch Colorado Metro District 6	\$0							(7)			

~Negative levy & dollar (Temporary tax credit must go here. If the entity applied it to a component levy other than General Operating, please footnote.)

\*All entries in the column MUST be approved at election .

\*\*Election generally not required (some entity-specific exceptions); includes capital expenditures approved under 29-1-301(1.2), C.R.S.

\*\*\*Other special fund levies exempt from the 5.5% statutory revenue limitation. (NAME MUST BE FOOTNOTED).

29-1-301(1.2), CRS

LOCAL IMPROVEMENT & SERVICE DISTRICTS

TITLE 32 STATUTORY DISTRICTS WITH ONE OR MORE BOND LEVIES

(For each bond, you must show the bond date and number of years. See instructions to determine the districts authorized by Title 32)

Tax Auth#	DPT use <u>ONLY</u>	DISTRICT NAME	ASSESSED	(1) GENERAL OPERATING	(3) CONTRACTUAL OBLIGATIONS*		(5) REFUNDS/ABATEMENTS		(7) CAPITAL EXPENDITURE**		TOTAL ALL FUNDS		
			VALUATION	(2) TEMPORARY TAX CREDIT	(4) BOND REDEMPTION*	(6) OTHER***	(6) OTHER***	(7) CAPITAL EXPENDITURE**	(7) CAPITAL EXPENDITURE**	(7) CAPITAL EXPENDITURE**	(7) CAPITAL EXPENDITURE**		
			Nearest Ten Dollars	Levy (Mills)	Revenue (Dollars)	Levy (Mills)	Revenue (Dollars)	Levy (Mills)	Revenue (Dollars)	Levy (Mills)	Revenue (Dollars)	Levy (Mills)	Revenue (Dollars)
4553		Sterling Ranch Colorado Metro District 7	(1) \$1,695,300	5.000	\$8,476					(7)		5.000	\$8,476
4442		Stone Canon Ranch Metro District	(1) \$2,126,950	25.000	\$53,174					(7)		47.835	\$101,743
				bond date: 2004-06-01	(4)	22.835	\$48,569			(7)			
4565		Stone Creek Metro District	(1) \$8,540,970	11.132	\$95,078					(7)		66.796	\$570,503
				bond date: 2018-03-06	(4)	55.664	\$475,425			(7)			
				bond date: 2018-03-06						(7)			
4538		Stonegate North Villages Metro Debt Service	\$60							(7)		35.000	\$2
				bond date: 2018-04-26	(4)	35.000	\$2			(7)			
4064		Stonegate North Villages Metro District	(1) \$50,787,970	16.721	\$849,226					(7)		51.721	\$2,626,805
				bond date: 2018-04-26	(4)	35.000	\$1,777,579			(7)			
4065		Stonegate Village Metro District	(1) \$100,481,000	0.704	\$70,739					(7)		28.704	\$2,884,207
					(3)	28.000	\$2,813,468			(7)			
										(7)			
4491		Tallman Gulch Metro District	(1) \$6,360,140	5.528	\$35,159		(5)	1.337	\$8,504	(7)		60.078	\$382,105
				bond date: 2018-01-12	(4)	53.213	\$338,442			(7)			
4597		The Yard Metro District	\$1,948,230							(7)		0.000	\$0

~Negative levy & dollar (Temporary tax credit must go here. If the entity applied it to a component levy other than General Operating, please footnote.)

\*All entries in the column MUST be approved at election .

\*\*Election generally not required (some entity-specific exceptions); includes capital expenditures approved under 29-1-301(1.2), C.R.S.

\*\*\*Other special fund levies exempt from the 5.5% statutory revenue limitation. (NAME MUST BE FOOTNOTED).

29-1-301(1.2), CRS

**LOCAL IMPROVEMENT & SERVICE DISTRICTS**  
**TITLE 32 STATUTORY DISTRICTS WITH ONE OR MORE BOND LEVIES**

(For each bond, you must show the bond date and number of years. See instructions to determine the districts authorized by Title 32)

		ASSESSED VALUATION	(1) GENERAL OPERATING (2) TEMPORARY TAX CREDIT	(3) CONTRACTUAL OBLIGATIONS* (4) BOND REDEMPTION* (Levies approved at election)		(5) REFUNDS/ABATEMENTS (6) OTHER***		(7) CAPITAL EXPENDITURE**		TOTAL ALL FUNDS	
Tax use Auth#	DPT ONLY	DISTRICT NAME	Nearest Ten Dollars	Levy (Mills)	Revenue (Dollars)	Levy (Mills)	Revenue (Dollars)	Levy (Mills)	Revenue (Dollars)	Levy (Mills)	Revenue (Dollars)
4598	_____	Timbers Metro District	(1) \$11,082,240	5.000	\$55,411					(7)	30.000 \$332,467
				bond date: 2018-09-24	(4)	25.000	\$277,056			(7)	
4610	_____	Town of Castle Rock Festival Park Commons	(1) \$1,343,690	45.000	\$60,466					(7)	45.000 \$60,466
										(7)	
4572	_____	Trails at Crowfoot Metro District 1	(1) \$4,856,010	10.069	\$48,895					(7)	77.535 \$376,510
					(3)	5.034	\$24,445			(7)	
					(3)	5.034	\$24,445			(7)	
					(3)	57.398	\$278,725			(7)	
4573	_____	Trails at Crowfoot Metro District 2	(1) \$6,082,510	10.069	\$61,245					(7)	77.535 \$471,607
					(3)	5.034	\$30,619			(7)	
					(3)	5.034	\$30,619			(7)	
					(3)	57.398	\$349,124			(7)	
4574	_____	Trails at Crowfoot Metro District 3	(1) \$4,289,750	10.069	\$43,193					(7)	77.535 \$332,606
					(3)	5.034	\$21,595			(7)	
					(3)	5.034	\$21,595			(7)	
				bond date: 2019-07-30	(4)	57.398	\$246,223			(7)	
				bond date: 2019-07-30						(7)	
4615	_____	Trails Metro District	(1) \$3,700	10.000	\$37					(7)	60.000 \$222
										(7)	
				bond date: 2021-07-15	(4)	50.000	\$185			(7)	
4522	_____	Two Bridges Metro District	(1) \$4,029,530	15.250	\$61,450					(7)	65.348 \$263,321
										(7)	
				bond date: 2018-08-23	(4)	50.098	\$201,871			(7)	
				bond date: 2018-08-23						(7)	

~Negative levy & dollar (Temporary tax credit must go here. If the entity applied it to a component levy other than General Operating, please footnote.)

29-1-301(1.2), CRS

\*All entries in the column MUST be approved at election .

\*\*Election generally not required (some entity-specific exceptions); includes capital expenditures approved under 29-1-301(1.2), C.R.S.

\*\*\*Other special fund levies exempt from the 5.5% statutory revenue limitation. (NAME MUST BE FOOTNOTED).





LOCAL IMPROVEMENT & SERVICE DISTRICTS

TITLE 32 STATUTORY DISTRICTS WITH ONE OR MORE BOND LEVIES

(For each bond, you must show the bond date and number of years. See instructions to determine the districts authorized by Title 32)

Tax Auth#	DPT use ONLY	DISTRICT NAME	ASSESSSED VALUATION	(1) GENERAL OPERATING (2) TEMPORARY TAX CREDIT		(3) CONTRACTUAL OBLIGATIONS* (4) BOND REDEMPTION* (Levies approved at election)		(5) REFUNDS/ABATEMENTS (6) OTHER***		(7) CAPITAL EXPENDITURE**		TOTAL ALL FUNDS	
			Nearest Ten Dollars	Levy (Mills)	Revenue (Dollars)	Levy (Mills)	Revenue (Dollars)	Levy (Mills)	Revenue (Dollars)	Levy (Mills)	Revenue (Dollars)	Levy (Mills)	Revenue (Dollars)
				(1)	74.044	\$693				(7)		84.044	\$787
4087 _____		Westfield Metro District 2	\$9,360					(6)	10.000		\$94 (7)		
TOTAL Metro Districts			\$6,798,759,150	(1)	2,255.462	\$64,069,234		(5)	1.355	\$10,034		7,512.792	\$158,645,086
						(3)	1,187.612	\$20,494,139	(6)	21.085	\$15,351		
				(2)	(18.210)	\$(734,432)	(4)	4,065.488	\$74,790,760				

~Negative levy & dollar (Temporary tax credit must go here. If the entity applied it to a component levy other than General Operating, please footnote.)

29-1-301(1.2), CRS

\*All entries in the column MUST be approved at election .

\*\*Election generally not required (some entity-specific exceptions); includes capital expenditures approved under 29-1-301(1.2), C.R.S.

\*\*\*Other special fund levies exempt from the 5.5% statutory revenue limitation. (NAME MUST BE FOOTNOTED).

LOCAL IMPROVEMENT & SERVICE DISTRICTS

TITLE 32 STATUTORY DISTRICTS WITH ONE OR MORE BOND LEVIES

(For each bond, you must show the bond date and number of years. See instructions to determine the districts authorized by Title 32)

Tax Auth#	DPT use ONLY	DISTRICT NAME	ASSESSED VALUATION	(1) GENERAL OPERATING (2) TEMPORARY TAX CREDIT		(3) CONTRACTUAL OBLIGATIONS* (4) BOND REDEMPTION* (Levies approved at election)		(5) REFUNDS/ABATEMENTS (6) OTHER***		(7) CAPITAL EXPENDITURE**		TOTAL ALL FUNDS	
			Nearest Ten Dollars	Levy (Mills)	Revenue (Dollars)	Levy (Mills)	Revenue (Dollars)	Levy (Mills)	Revenue (Dollars)	Levy (Mills)	Revenue (Dollars)	Levy (Mills)	Revenue (Dollars)
Recreation Districts													
4008		McArthur Ranch Metro Recreation District	\$7,271,780	(1)	3.053	\$22,201				(7)		3.053	\$22,201
										(7)			
4045		South Suburban Park & Recreation District	\$870,287,730	(1)	7.417	\$6,454,924		(5)	0.094	\$81,807	(7)	8.396	\$7,306,936
										(7)			
					bond date: 2019-10-16	(4)	0.885	\$770,205		(7)			
TOTAL Recreation Districts			\$877,559,510	(1)	10.470	\$6,477,125		(5)	0.094	\$81,807	(7)	11.449	\$7,329,137

LOCAL IMPROVEMENT & SERVICE DISTRICTS

TITLE 32 STATUTORY DISTRICTS WITH ONE OR MORE BOND LEVIES

(For each bond, you must show the bond date and number of years. See instructions to determine the districts authorized by Title 32)

Tax Auth#	DPT use ONLY	DISTRICT NAME	ASSESSED VALUATION	(1) GENERAL OPERATING (2) TEMPORARY TAX CREDIT		(3) CONTRACTUAL OBLIGATIONS* (4) BOND REDEMPTION* (Levies approved at election)		(5) REFUNDS/ABATEMENTS (6) OTHER***		(7) CAPITAL EXPENDITURE**		TOTAL ALL FUNDS	
			Nearest Ten Dollars	Levy (Mills)	Revenue (Dollars)	Levy (Mills)	Revenue (Dollars)	Levy (Mills)	Revenue (Dollars)	Levy (Mills)	Revenue (Dollars)	Levy (Mills)	Revenue (Dollars)
		Fire Protection Districts											
4034 ____		Castle Rock Fire Protection District	\$96,418,430			(3)	10.100	\$973,826		(7)		10.100	\$973,826
4009 ____		Franktown Fire Protection District	\$248,753,210	(1)	13.000	\$3,233,792		(5)	0.015	\$3,731	(7)	13.015	\$3,237,523
4033 ____		Jackson 105 Fire Protection District	\$60,219,950	(1)	12.110	\$729,264					(7)	12.110	\$729,264
4004 ____		Larkspur Fire Protection District	\$185,264,190	(1)	17.128	\$3,173,205		(5)	0.012	\$2,223	(7)	18.730	\$3,469,998
					bond date: 2011-12-22	(4)	1.590	\$294,570			(7)		
4380 ____		Mountain Communities F.P.D.	\$6,658,440	(1)	8.582	\$57,143					(7)	8.582	\$57,143
4472 ____		North Fork Fire Protection District	\$2,799,920	(1)	12.083	\$33,831					(7)	12.083	\$33,831
4014 ____		South Metro Fire Rescue Fire Protection District	\$5,859,233,190	(1)	9.250	\$54,197,907		(5)	0.069	\$404,287	(7)	9.319	\$54,602,194
4032 ____		West Douglas County Fire Protection District	\$77,064,370	(1)	6.210	\$478,570					(7)	8.350	\$643,488
4402 ____		West Metro Fire Protection District	\$165,850,430	(1)	12.440	\$2,063,179		(5)	0.090	\$14,927	(7)	13.196	\$2,188,563
					bond date: 2016-04-21	(4)	0.103	\$17,083			(7)		
					bond date: 2013-04-30	(4)	0.563	\$93,374			(7)		
TOTAL Fire Protection Districts			\$6,702,262,130	(1)	90.803	\$63,966,891		(5)	0.186	\$425,168	(7)	105.485	\$65,935,830
						(3)	10.100	\$973,826		(7)	2.140	\$164,918	
						(4)	2.256	\$405,027					

~Negative levy & dollar (Temporary tax credit must go here. If the entity applied it to a component levy other than General Operating, please footnote.)

\*All entries in the column MUST be approved at election .

\*\*Election generally not required (some entity-specific exceptions); includes capital expenditures approved under 29-1-301(1.2), C.R.S.

\*\*\*Other special fund levies exempt from the 5.5% statutory revenue limitation. (NAME MUST BE FOOTNOTED).

29-1-301(1.2), CRS

LOCAL IMPROVEMENT & SERVICE DISTRICTS

TITLE 32 STATUTORY DISTRICTS WITH ONE OR MORE BOND LEVIES

(For each bond, you must show the bond date and number of years. See instructions to determine the districts authorized by Title 32)

Tax Auth#	DPT use ONLY	DISTRICT NAME	ASSESSED VALUATION	(1) GENERAL OPERATING (2) TEMPORARY TAX CREDIT		(3) CONTRACTUAL OBLIGATIONS* (4) BOND REDEMPTION* (Levies approved at election)		(5) REFUNDS/ABATEMENTS (6) OTHER***		(7) CAPITAL EXPENDITURE**		TOTAL ALL FUNDS	
			Nearest Ten Dollars	Levy (Mills)	Revenue (Dollars)	Levy (Mills)	Revenue (Dollars)	Levy (Mills)	Revenue (Dollars)	Levy (Mills)	Revenue (Dollars)	Levy (Mills)	Revenue (Dollars)
Water Districts													
4398	_____	Chatfield South Water District	\$8,281,710	(1)	5.000	\$41,409				(7)		5.000	\$41,409
										(7)			
4393	_____	Southgate Water Bond Debt Service	\$3,207,820							(7)		0.000	\$0
										(7)			
4023	_____	Southgate Water District	\$941,256,450							(7)		0.000	\$0
										(7)			
4029	_____	Westcreek Lakes Water District	\$2,561,140	(1)	14.764	\$37,813				(7)		14.764	\$37,813
										(7)			
TOTAL Water Districts			\$955,307,120	(1)	19.764	\$79,222				(7)		19.764	\$79,222
										(7)			
										(7)			

~Negative levy & dollar (Temporary tax credit must go here. If the entity applied it to a component levy other than General Operating, please footnote.)

\*All entries in the column MUST be approved at election .

\*\*Election generally not required (some entity-specific exceptions); includes capital expenditures approved under 29-1-301(1.2), C.R.S.

\*\*\*Other special fund levies exempt from the 5.5% statutory revenue limitation. (NAME MUST BE FOOTNOTED).

29-1-301(1.2), CRS

LOCAL IMPROVEMENT & SERVICE DISTRICTS

TITLE 32 STATUTORY DISTRICTS WITH ONE OR MORE BOND LEVIES

(For each bond, you must show the bond date and number of years. See instructions to determine the districts authorized by Title 32)

Tax use Auth#	DPT ONLY	DISTRICT NAME	ASSESSSED	(1) GENERAL OPERATING		(3) CONTRACTUAL OBLIGATIONS*		(5) REFUNDS/ABATEMENTS		(7) CAPITAL EXPENDITURE**		TOTAL ALL FUNDS	
			VALUATION	(2) TEMPORARY TAX CREDIT	(4) BOND REDEMPTION*	(6) OTHER***	(7) CAPITAL EXPENDITURE**						
			Nearest Ten Dollars	Levy (Mills)	Revenue (Dollars)	Levy (Mills)	Revenue (Dollars)	Levy (Mills)	Revenue (Dollars)	Levy (Mills)	Revenue (Dollars)	Levy (Mills)	Revenue (Dollars)
Water & Sanitation Districts													
4013	_____	Castleton Center Water & Sanitation District	\$10,546,800	(1)	15.376	\$162,168				(7)		15.376	\$162,168
										(7)			
4058	_____	Centennial Water & Sanitation District	\$1,851,786,640							(7)		0.000	\$0
										(7)			
4047	_____	Cottonwood Water & Sanitation District	\$150,060,300							(7)		12.500	\$1,875,753
										(7)			
					bond date: 2016-11-09	(4)	3.400	\$510,205		(7)			
					bond date: 2019-06-03	(4)	4.350	\$652,762		(7)			
					bond date: 2006-11-02	(4)	4.750	\$712,786		(7)			
										(7)		12.500	\$3
4594	_____	Cottonwood Water & Sanitation District Debt Svc	\$210							(7)			
										(7)			
					bond date: 2016-11-09	(4)	3.400	\$1		(7)			
					bond date: 2019-06-03	(4)	4.350	\$1		(7)			
					bond date: 2006-11-02	(4)	4.750	\$1		(7)			
										(7)		0.000	\$0
4011	_____	Denver SE Suburban Water & Sanitation District	\$265,555,580							(7)			
										(7)		0.000	\$0
4457	_____	Dominion Water & Sanitation District	\$60							(7)			
										(7)			
4020	_____	Inverness Water & Sanitation District	\$103,640,490							(7)		4.500	\$466,382
										(7)			
					bond date: 2014-09-05	(4)	0.361	\$37,414		(7)			
					bond date: 2012-04-03	(4)	4.139	\$428,968		(7)			

~Negative levy & dollar (Temporary tax credit must go here. If the entity applied it to a component levy other than General Operating, please footnote.)

\*All entries in the column MUST be approved at election .

\*\*Election generally not required (some entity-specific exceptions); includes capital expenditures approved under 29-1-301(1.2), C.R.S.

\*\*\*Other special fund levies exempt from the 5.5% statutory revenue limitation. (NAME MUST BE FOOTNOTED).

29-1-301(1.2), CRS

LOCAL IMPROVEMENT & SERVICE DISTRICTS

TITLE 32 STATUTORY DISTRICTS WITH ONE OR MORE BOND LEVIES

(For each bond, you must show the bond date and number of years. See instructions to determine the districts authorized by Title 32)

DPT Tax use Auth# ONLY	DISTRICT NAME	ASSESSED VALUATION	(1) GENERAL OPERATING (2) TEMPORARY TAX CREDIT		(3) CONTRACTUAL OBLIGATIONS* (4) BOND REDEMPTION* (Levies approved at election)		(5) REFUNDS/ABATEMENTS (6) OTHER***		(7) CAPITAL EXPENDITURE**		TOTAL ALL FUNDS		
			Nearest Ten Dollars	Levy (Mills)	Revenue (Dollars)	Levy (Mills)	Revenue (Dollars)	Levy (Mills)	Revenue (Dollars)	Levy (Mills)	Revenue (Dollars)	Levy (Mills)	Revenue (Dollars)
4517 _____	Inverness Water & Sanitation District Debt Service	\$2,572,210								(7)		4.500	\$11,575
				bond date: 2014-09-05	(4)	0.361	\$929			(7)			
				bond date: 2012-04-03	(4)	4.139	\$10,646			(7)			
										(7)		4.500	\$27,637
4559 _____	Inverness Water & Sanitation District Debt Svc 2	\$6,141,630								(7)			
				bond date: 2014-09-05	(4)	0.361	\$2,217			(7)			
				bond date: 2012-04-03	(4)	4.139	\$25,420			(7)			
										(7)		4.500	\$25,155
4614 _____	Inverness Water & Sanitation District Debt Svc 3	\$5,589,940								(7)			
				bond date: 2014-09-05	(4)	0.361	\$2,018			(7)			
				bond date: 2012-04-03	(4)	4.139	\$23,137			(7)			
			(1)	10.000	\$34,012					(7)		20.795	\$70,728
4515 _____	Louviers Water & Sanitation District	\$3,401,210								(7)			
				bond date: 2012-10-18	(4)	4.368	\$14,856			(7)			
				bond date: 2009-11-04	(4)	6.427	\$21,860			(7)			
			(1)	12.806	\$1,243,021					(7)		12.806	\$1,243,021
4053 _____	Northern Douglas County Water & San District	\$97,065,500								(7)			
			(1)	1.727	\$1,587,361					(7)		7.743	\$7,116,930
4022 _____	Parker Water & Sanitation District	\$919,143,730	(2)	(0.302)	(\$277,581)					(7)			
				bond date: 2020-05-12	(4)	2.976	\$2,735,372			(7)			
				bond date: 2012-11-15	(4)	3.342	\$3,071,778			(7)			
			(1)	5.614	\$515,439					(7)		5.614	\$515,439
4003 _____	Perry Park Water & Sanitation District	\$91,813,190								(7)			
										(7)		0.000	\$0
4049 _____	Perry Park Water & Sanitation District -Water	\$575,680								(7)			

~Negative levy & dollar (Temporary tax credit must go here. If the entity applied it to a component levy other than General Operating, please footnote.)

\*All entries in the column MUST be approved at election .

\*\*Election generally not required (some entity-specific exceptions); includes capital expenditures approved under 29-1-301(1.2), C.R.S.

\*\*\*Other special fund levies exempt from the 5.5% statutory revenue limitation. (NAME MUST BE FOOTNOTED).

29-1-301(1.2), CRS

LOCAL IMPROVEMENT & SERVICE DISTRICTS

TITLE 32 STATUTORY DISTRICTS WITH ONE OR MORE BOND LEVIES

(For each bond, you must show the bond date and number of years. See instructions to determine the districts authorized by Title 32)

Tax use Auth#	DPT ONLY	DISTRICT NAME	ASSESSED VALUATION	(1) GENERAL OPERATING (2) TEMPORARY TAX CREDIT		(3) CONTRACTUAL OBLIGATIONS* (4) BOND REDEMPTION* (Levies approved at election)		(5) REFUNDS/ABATEMENTS (6) OTHER***		(7) CAPITAL EXPENDITURE**		TOTAL ALL FUNDS	
			Nearest Ten Dollars	Levy (Mills)	Revenue (Dollars)	Levy (Mills)	Revenue (Dollars)	Levy (Mills)	Revenue (Dollars)	Levy (Mills)	Revenue (Dollars)	Levy (Mills)	Revenue (Dollars)
4007	_____	Roxborough Water & Sanitation District	\$188,139,420	(1)	6.208	\$1,167,970	(3)	2.900	\$545,604		(7)	9.108	\$1,713,574
4115	_____	Sedalia Water & Sanitation District	\$8,788,070	(1)	13.850	\$121,715					(7)	13.850	\$121,715
4015	_____	Silver Heights Water & Sanitation District	\$7,773,810								(7)	0.000	\$0
4019	_____	Southwest Metro Water & Sanitation District	\$20,556,940								(7)	0.000	\$0
4027	_____	Thunderbird Water & Sanitation District	\$9,321,410	(1)	3.549	\$33,082					(7)	8.420	\$78,487
				(2)	(0.430)	(\$4,008)	(3)	2.600	\$24,236		(7)		
							(3)	2.701	\$25,177		(7)		
TOTAL Water & Sanitation Districts			\$3,742,472,820	(1)	69.130	\$4,864,768	(3)	8.201	\$595,017		(7)	136.712	\$13,428,567
							(3)	8.201	\$595,017		(7)		
				(2)	(0.732)	\$(281,589)	(4)	60.113	\$8,250,371		(7)		

~Negative levy & dollar (Temporary tax credit must go here. If the entity applied it to a component levy other than General Operating, please footnote.)

\*All entries in the column MUST be approved at election .

\*\*Election generally not required (some entity-specific exceptions); includes capital expenditures approved under 29-1-301(1.2), C.R.S.

\*\*\*Other special fund levies exempt from the 5.5% statutory revenue limitation. (NAME MUST BE FOOTNOTED).

29-1-301(1.2), CRS

LOCAL IMPROVEMENT & SERVICE DISTRICTS

TITLE 32 STATUTORY DISTRICTS WITH ONE OR MORE BOND LEVIES

(For each bond, you must show the bond date and number of years. See instructions to determine the districts authorized by Title 32)

DPT Tax use Auth#	DISTRICT NAME	ASSESSSED VALUATION	(1) GENERAL OPERATING		(3) CONTRACTUAL OBLIGATIONS*		(5) REFUNDS/ABATEMENTS		(7) CAPITAL EXPENDITURE**		TOTAL ALL FUNDS	
			(2) TEMPORARY TAX CREDIT		(4) BOND REDEMPTION*		(6) OTHER***					
		Nearest Ten Dollars	Levy (Mills)	Revenue (Dollars)	Levy (Mills)	Revenue (Dollars)	Levy (Mills)	Revenue (Dollars)	Levy (Mills)	Revenue (Dollars)	Levy (Mills)	Revenue (Dollars)
Water Conservancy Districts												
4487	Grandview Estates Rural Water Conservation	\$11,145,230	(1) 1.500	\$16,718					(7)		1.500	\$16,718
									(7)			
4028	Upper South Platte Water Conservancy	\$14,604,860	(1) 0.134	\$1,957					(7)		0.122	\$1,782
			(2) (0.012)	(\$175)					(7)			
TOTAL Water Conservancy Districts												
		\$25,750,090	(1) 1.634	\$18,675					(7)		1.622	\$18,500
									(7)			
			(2) (0.012)	\$(175)					(7)			

~Negative levy & dollar (Temporary tax credit must go here. If the entity applied it to a component levy other than General Operating, please footnote.)

29-1-301(1.2), CRS

\*All entries in the column MUST be approved at election .

\*\*Election generally not required (some entity-specific exceptions); includes capital expenditures approved under 29-1-301(1.2), C.R.S.

\*\*\*Other special fund levies exempt from the 5.5% statutory revenue limitation. (NAME MUST BE FOOTNOTED).



LOCAL IMPROVEMENT & SERVICE DISTRICTS

TITLE 32 STATUTORY DISTRICTS WITH ONE OR MORE BOND LEVIES

(For each bond, you must show the bond date and number of years. See instructions to determine the districts authorized by Title 32)

Tax Auth#	DPT use ONLY	DISTRICT NAME	ASSESSED VALUATION	(1) GENERAL OPERATING (2) TEMPORARY TAX CREDIT		(3) CONTRACTUAL OBLIGATIONS* (4) BOND REDEMPTION* (Levies approved at election)		(5) REFUNDS/ABATEMENTS (6) OTHER***		(7) CAPITAL EXPENDITURE**		TOTAL ALL FUNDS	
			Nearest Ten Dollars	Levy (Mills)	Revenue (Dollars)	Levy (Mills)	Revenue (Dollars)	Levy (Mills)	Revenue (Dollars)	Levy (Mills)	Revenue (Dollars)	Levy (Mills)	Revenue (Dollars)
Urban Renewal Authorities													
4568	_____	Citadel Station - Castle Meadows URP	\$2,069,040							(7)		0.000	\$0
										(7)			
4554	_____	Cottonwood Commercial Area URP	\$31,587,020							(7)		0.000	\$0
										(7)			
4516	_____	Parker Central Area URP	\$82,451,780							(7)		0.000	\$0
										(7)			
4555	_____	Parker Road Area URP	\$58,361,170							(7)		0.000	\$0
										(7)			
TOTAL Urban Renewal Authorities			\$174,469,010							(7)		0.000	\$0
										(7)			
										(7)			

~Negative levy & dollar (Temporary tax credit must go here. If the entity applied it to a component levy other than General Operating, please footnote.)

29-1-301(1.2), CRS

\*All entries in the column MUST be approved at election .

\*\*Election generally not required (some entity-specific exceptions); includes capital expenditures approved under 29-1-301(1.2), C.R.S.

\*\*\*Other special fund levies exempt from the 5.5% statutory revenue limitation. (NAME MUST BE FOOTNOTED).

LOCAL IMPROVEMENT & SERVICE DISTRICTS

TITLE 32 STATUTORY DISTRICTS WITH ONE OR MORE BOND LEVIES

(For each bond, you must show the bond date and number of years. See instructions to determine the districts authorized by Title 32)

Tax use Auth#	DPT ONLY	DISTRICT NAME	ASSESSED VALUATION	(1) GENERAL OPERATING (2) TEMPORARY TAX CREDIT		(3) CONTRACTUAL OBLIGATIONS* (4) BOND REDEMPTION* (Levies approved at election)		(5) REFUNDS/ABATEMENTS (6) OTHER***		(7) CAPITAL EXPENDITURE**		TOTAL ALL FUNDS	
			Nearest Ten Dollars	Levy (Mills)	Revenue (Dollars)	Levy (Mills)	Revenue (Dollars)	Levy (Mills)	Revenue (Dollars)	Levy (Mills)	Revenue (Dollars)	Levy (Mills)	Revenue (Dollars)
Public Improvement Districts													
4456	_____	Arapahoe County Water & Wastewater PID	\$71,310,060							(7)		10.500	\$748,756
										(7)			
					bond date: 2015-07-07	(4)	1.363	\$97,196		(7)			
					bond date: 2006-11-01	(4)	1.667	\$118,874		(7)			
					bond date: 2019-12-11	(4)	2.754	\$196,388		(7)			
					bond date: 2012-09-27	(4)	4.716	\$336,298		(7)			
4078	_____	Douglas County Woodmoor Mountain G.I.D.	\$3,216,250	(1)	9.724	\$31,275				(7)		9.724	\$31,275
										(7)			
TOTAL Public Improvement Districts			\$74,526,310	(1)	9.724	\$31,275				(7)		20.224	\$780,031
										(7)			
						(4)	10.500	\$748,756		(7)			

~Negative levy & dollar (Temporary tax credit must go here. If the entity applied it to a component levy other than General Operating, please footnote.)

\*All entries in the column MUST be approved at election .

\*\*Election generally not required (some entity-specific exceptions); includes capital expenditures approved under 29-1-301(1.2), C.R.S.

\*\*\*Other special fund levies exempt from the 5.5% statutory revenue limitation. (NAME MUST BE FOOTNOTED).

29-1-301(1.2), CRS

**LOCAL IMPROVEMENT & SERVICE DISTRICTS**  
**TITLE 32 STATUTORY DISTRICTS WITH ONE OR MORE BOND LEVIES**  
(For each bond, you must show the bond date and number of years. See instructions to determine the districts authorized by Title 32)

DPT Tax use Auth# ONLY	DISTRICT NAME	ASSESSED VALUATION	(1) GENERAL OPERATING (2) TEMPORARY TAX CREDIT		(3) CONTRACTUAL OBLIGATIONS* (4) BOND REDEMPTION* (Levies approved at election)		(5) REFUNDS/ABATEMENTS (6) OTHER***		(7) CAPITAL EXPENDITURE**		TOTAL ALL FUNDS	
		Nearest Ten Dollars	Levy (Mills)	Revenue (Dollars)	Levy (Mills)	Revenue (Dollars)	Levy (Mills)	Revenue (Dollars)	Levy (Mills)	Revenue (Dollars)	Levy (Mills)	Revenue (Dollars)
	Urban Drain & Flood Control Districts											
4002	Urban Drainage & Flood Control District	\$6,130,150,030	(1) 0.900	\$5,517,135					(7)		0.900	\$5,517,135
4392	Urban Drainage & Flood South Platte	\$6,130,150,030	(1) 0.100	\$613,015					(7)		0.100	\$613,015
TOTAL Urban Drain & Flood Control Districts		\$12,260,300,060	(1) 1.000	\$6,130,150							1.000	\$6,130,150

-Negative levy & dollar (Temporary tax credit must go here. If the entity applied it to a component levy other than General Operating, please footnote.)

\*All entries in the column MUST be approved at election.

\*\*Election generally not required (some entity-specific exceptions); includes capital expenditures approved under 29-1-301(1.2), C.R.S.

\*\*\*Other special fund levies exempt from the 5.5% statutory revenue limitation. (NAME MUST BE FOOTNOTED).

29-1-301(1.2), CRS

LOCAL IMPROVEMENT & SERVICE DISTRICTS

TITLE 32 STATUTORY DISTRICTS WITH ONE OR MORE BOND LEVIES

(For each bond, you must show the bond date and number of years. See instructions to determine the districts authorized by Title 32)

DPT Tax use Auth# ONLY	DISTRICT NAME	ASSESSED VALUATION	(1) GENERAL OPERATING (2) TEMPORARY TAX CREDIT		(3) CONTRACTUAL OBLIGATIONS* (4) BOND REDEMPTION* (Levies approved at election)		(5) REFUNDS/ABATEMENTS (6) OTHER***		(7) CAPITAL EXPENDITURE**		TOTAL ALL FUNDS	
		Nearest Ten Dollars	Levy (Mills)	Revenue (Dollars)	Levy (Mills)	Revenue (Dollars)	Levy (Mills)	Revenue (Dollars)	Levy (Mills)	Revenue (Dollars)	Levy (Mills)	Revenue (Dollars)
Business Improvement Districts												
4571 _____	Lone Tree Business Improvement District	\$14,760,430	(1) 17.500	\$258,308					(7)		17.500	\$258,308
4599 _____	Millers Landing Business Improvement District	\$2,069,040	(1) 10.000	\$20,690					(7)		60.000	\$124,142
				bond date: 2018-09-13	(4) 11.313	\$23,407			(7)			
				bond date: Proposed	(4) 14.027	\$29,022			(7)			
				bond date: 2018-09-13	(4) 24.660	\$51,023			(7)			
4500 _____	Park Meadows Business Improvement District	\$250							(7)		0.000	\$0
									(7)			
TOTAL Business Improvement Districts		\$16,829,720	27.500	\$278,998					(7)		77.500	\$382,450
									(7)			
					(4) 50.000	\$103,452			(7)			
TOTALS		\$31,628,235,920	(1) 2,485.487	\$145,916,338			(5) 1.635	\$517,009			7,886.548	\$252,728,973
					(3) 1,205.913	\$22,062,982	(6) 21.085	\$15,351	(7) 2.140	\$164,918		
			(2) (18.954)	\$(1,016,196)	(4) 4,189.242	\$85,068,571						

~Negative levy & dollar (Temporary tax credit must go here. If the entity applied it to a component levy other than General Operating, please footnote.)

\*All entries in the column MUST be approved at election .

\*\*Election generally not required (some entity-specific exceptions); includes capital expenditures approved under 29-1-301(1.2), C.R.S.

\*\*\*Other special fund levies exempt from the 5.5% statutory revenue limitation. (NAME MUST BE FOOTNOTED).

29-1-301(1.2), CRS

15-DPT-AR  
3-CLR-01  
Rev 8/02

OTHER NON-TITLE 32 SPECIAL DISTRICTS

Tax Auth#	DPT use ONLY	DISTRICT NAME	ASSESSED	(1) GENERAL OPERATING		(3) CONTRACTUAL OBLIGATIONS*		(5) REFUNDS/ABATEMENTS		(7) CAPITAL EXPENDITURE**		TOTAL ALL FUNDS		
			VALUATION	(2) TEMPORARY TAX CREDIT	(4) BOND REDEMPTION*	(6) OTHER***	(7) CAPITAL EXPENDITURE**							
			Nearest Ten Dollars	Levy (Mills)	Revenue (Dollars)	Levy (Mills)	Revenue (Dollars)	Levy (Mills)	Revenue (Dollars)	Levy (Mills)	Revenue (Dollars)	Levy (Mills)	Revenue (Dollars)	
		Special Districts												
4510		Castle Rock Downtown Development Authority		(1)	3.000	\$251,191		(5)	0.000	\$0			3.000	\$251,191
			\$83,730,390	(2)	0.000	\$0				(7)	0.000	\$0		
4012		Cedar Hill Cemetery Association		(1)	0.125	\$213,741		(5)	0.000	\$0			0.124	\$212,031
			\$1,709,927,830	(2)	(0.001)	\$(1,710)				(7)	0.000	\$0		
4340		Cherry Creek Basin Water Quality Authority		(1)	0.500	\$1,605,546		(5)	0.000	\$0			0.479	\$1,538,113
			\$3,211,092,660	(2)	(0.021)	\$(67,433)				(7)	0.000	\$0		
0002		Douglas County Law Enforcement		(1)	4.500	\$20,238,204		(5)	0.000	\$0			4.500	\$20,238,204
			\$4,497,378,700	(2)	0.000	\$0				(7)	0.000	\$0		
4077		Douglas County Soil Conservation District		(1)	0.000	\$0		(5)	0.000	\$0			0.000	\$0
			\$7,853,100,180	(2)	0.000	\$0				(7)	0.000	\$0		
4390		Douglas Public Library District		(1)	4.000	\$32,559,610		(5)	0.021	\$170,938			4.021	\$32,730,548
			\$8,139,902,550	(2)	0.000	\$0				(7)	0.000	\$0		
4066		E-470 Public Highway Authority		(1)	0.000	\$0		(5)	0.000	\$0			0.000	\$0
			\$1,076,606,650	(2)	0.000	\$0				(7)	0.000	\$0		
4546		Plum Valley Heights Subdistrict of Roxborough W&S		(1)	1.000	\$22,129		(5)	0.000	\$0			20.400	\$451,429
			\$22,128,870	(2)	0.000	\$0	(3)	13.734	\$303,918		(7)	0.000	\$0	
							(3)	5.217	\$115,446					
							(3)	0.449	\$9,936					
4010		Regional Transportation District		(1)	0.000	\$0		(5)	0.000	\$0			0.000	\$0
			\$5,113,293,470	(2)	0.000	\$0				(7)	0.000	\$0		
4024		Southgate Sanitation District		(1)	0.465	\$439,114		(5)	0.000	\$0			0.463	\$437,225
			\$944,330,750	(2)	(0.002)	\$(1,889)				(7)	0.000	\$0		
4471		Ute Pass Regional Health Service District		(1)	3.990	\$26,045		(5)	0.000	\$0			3.990	\$26,045
			\$6,527,540	(2)	0.000	\$0				(7)	0.000	\$0		

15-DPT-AR  
3-CLR-01  
Rev 8/02

OTHER NON-TITLE 32 SPECIAL DISTRICTS

DPT Tax use Auth#	DISTRICT NAME	ASSESSED VALUATION	(1) GENERAL OPERATING		(3) CONTRACTUAL OBLIGATIONS*		(5) REFUNDS/ABATEMENTS		(7) CAPITAL EXPENDITURE**		TOTAL ALL FUNDS	
			(2) TEMPORARY TAX CREDIT		(4) BOND REDEMPTION* (Levies approved at election)		(6) OTHER***					
		Nearest Ten Dollars	Levy (Mills)	Revenue (Dollars)	Levy (Mills)	Revenue (Dollars)	Levy (Mills)	Revenue (Dollars)	Levy (Mills)	Revenue (Dollars)	Levy (Mills)	Revenue (Dollars)
	TOTAL:	\$32,658,019,590	(1)	17.580	\$55,355,580	(5)	0.021	\$170,938			36.977	\$55,884,786
			(2)	(0.024)	\$(71,032)	(3)	19.400	\$429,300	(7)	0.000	\$0	

~Negative levy & dollar (Temporary tax credit must go here. If the entity applied it to a component levy other than General Operating, please footnote.)

\*All entries in the column MUST be approved at election .

\*\*Election generally not required (some entity-specific exceptions); includes capital expenditures approved under 29-1-301(1.2), C.R.S.

\*\*\*Other special fund levies exempt from the 5.5% statutory revenue limitation. (NAME MUST BE FOOTNOTED).

29-1-301(1.2), CRS

**TAX INCREMENT FINANCE BREAKDOWN \***

**CASTLE ROCK DOWNTOWN DEVELOPMENT AUTHORITY**

Full name of Tax Increment Finance area

**District TIF  
Base Value**

**(PLEASE FILL IN BLANK)**

1. DOUGLAS COUNTY GOVERNMENT PURPOSES include \$16,691,795 Assessed Valuation and \$309,199 Revenue attributable to the Castle Rock Downtown Development Authority.	<div>\$67,038,595</div>
2. DOUGLAS COUNTY SCHOOL DISTRICT # RE-1 includes \$16,691,795 Assessed Valuation and \$596,615 Revenue attributable to the Castle Rock Downtown Development Authority.	<div>\$67,038,595</div>
3. DOUGLAS COUNTY SCHOOLS DEBT SERVICE includes \$16,691,795 Assessed Valuation and \$134,436 Revenue attributable to the Castle Rock Downtown Development Authority.	<div>\$67,038,595</div>
4. TOWN OF CASTLE ROCK includes \$16,691,795 Assessed Valuation and \$19,012 Revenue attributable to the Castle Rock Downtown Development Authority.	<div>\$67,038,595</div>
5. CEDAR HILL CEMETERY includes \$1,691,795 Assessed Valuation and \$2,070 attributable to the Castle Rock Downtown Development Authority.	<div>\$67,038,595</div>
6. DOUGLAS PUBLIC LIBRARY DISTRICT includes \$16,691,795 Assessed Valuation and \$67,118 attributable to the Castle Rock Downtown Development Authority.	<div>\$67,038,595</div>
7. DOUGLAS PUBLIC LIBRARY DISTRICT includes \$1,696,453 Assessed Valuation and \$6,821 attributable to the Citadel Station-Castle Meadows URP.	<div>\$67,038,595</div>
8. TOTAL VALUATION AND REVENUE includes \$116,842,565 Assessed Valuation and \$1,178,525 Revenue ATTRIBUTABLE TO THE Castle Rock Downtown Development Auth	<div>\$67,038,595</div>

\* NOTE: ON THE FRONT PAGES OF THIS CERTIFICATION, SHOW THE GROSS ASSESSED VALUATION OF ALL PROPERTY WITHIN THE DISTRICT  
NOT THE NET. (Total assessed valuation as if the TIF did not exist.)

**TAX INCREMENT FINANCE BREAKDOWN \***

**CITADEL STATION - CASTLE MEADOWS URP**

Full name of Tax Increment Finance area

**District TIF  
Base Value**

**(PLEASE FILL IN BLANK)**

1. DOUGLAS COUNTY GOVERNMENT PURPOSES include \$1,696,453 Assessed Valuation and \$31,425 Revenue attributable to the Citadel Station-Castle Meadows URP.	\$ 372,587
2. DOUGLAS COUNTY SCHOOL DISTRICT # RE-1 includes \$1,696,453 Assessed Valuation and \$60,636 Revenue attributable to the Citadel Station-Castle Meadows URP.	\$ 372,587
3. DOUGLAS COUNTY SCHOOLS DEBT SERVICE includes \$1,696,453 Assessed Valuation and \$13,663 Revenue attributable to the Citadel Station-Castle Meadows URP.	\$ 372,587
4. TOWN OF CASTLE ROCK includes \$1,696,453 Assessed Valuation and \$1,932 Revenue attributable to the Citadel Station-Castle Meadows URP.	\$ 372,587
5. CEDAR HILL CEMETERY includes \$1,696,453 Assessed Valuation and \$210 attributable to the Citadel Station-Castle Meadows URP.	\$ 372,587
6. DOUGLAS COUNTY SOIL CONSERVATION DISTRICT includes \$1,696,453 Assessed Valuation and \$0 attributable to the Citadel Station-Castle Meadows URP.	\$ 372,587
7. DOUGLAS PUBLIC LIBRARY DISTRICT includes \$1,696,453 Assessed Valuation and \$6,821 attributable to the Citadel Station-Castle Meadows URP.	\$ 372,587
8. CITADEL STATION - CASTLE MEADOWS URP includes \$1,696,453 Assessed Valuation and \$0 attributable to the Citadel Station-Castle Meadows URP.	\$ 372,587
9. MILLERS LANDING BUSINESS IMPROVEMENT DISTRICT includes \$1,696,453 Assessed Valuation and \$101,787 attributable to the Citadel Station-Castle Meadows URP.	\$ 372,587
10. TOTAL VALUATION AND REVENUE includes \$15,268,077 Assessed Valuation and \$216,474 Revenue ATTRIBUTABLE TO THE Citadel Station-Castle Meadows URP	\$ 372,587

\* NOTE: ON THE FRONT PAGES OF THIS CERTIFICATION, SHOW THE GROSS ASSESSED VALUATION OF ALL PROPERTY WITHIN THE DISTRICT  
NOT THE NET. (Total assessed valuation as if the TIF did not exist.)



**TAX INCREMENT FINANCE BREAKDOWN \***  
**COTTONWOOD COMMERCIAL URBAN RENEWAL AREA**

<b>Full name of Tax Increment Finance area</b>	<b>District TIF Base Value (PLEASE FILL IN BLANK)</b>
1. DOUGLAS COUNTY GOVERNMENT PURPOSES include \$18,169,679 Assessed Valuation and \$336,575 Revenue attributable to the Cottonwood Commercial Urban Renewal Area.	\$ 13,417,341
2. DOUGLAS COUNTY SCHOOL DISTRICT # RE-1 includes \$18,169,679 Assessed Valuation and \$649,439 Revenue attributable to the Cottonwood Commercial Urban Renewal Area.	\$ 13,417,341
3. DOUGLAS COUNTY SCHOOLS DEBT SERVICE includes \$18,169,679 Assessed Valuation and \$146,339 Revenue attributable to the Cottonwood Commercial Urban Renewal Area.	\$ 13,417,341
4. TOWN OF PARKER includes \$18,169,679 Assessed Valuation and \$47,278 attributable to the Cottonwood Commercial Urban Renewal Area.	\$ 13,417,341
5. URBAN DRAINAGE & FLOOD CONTROL includes \$18,169,679 Assessed Valuation and \$16,353 attributable to the Cottonwood Commercial Urban Renewal Area.	\$ 13,417,341
6. REGIONAL TRANSPORTATION DISTRICT includes \$18,169,679 Assessed Valuation and \$0 attributable to the Cottonwood Commercial Urban Renewal Area.	\$ 13,417,341
7. SOUTH METRO FIRE RESCUE FIRE PROTECTION DISTRICT includes \$18,169,679 Assessed Valuation and \$169,323 attributable to the Cottonwood Commercial Urban Renewal Ar	\$ 13,417,341
7. DOUGLAS PUBLIC LIBRARY DISTRICT includes \$1,696,453 Assessed Valuation and \$6,821 attributable to the Citadel Station-Castle Meadows URP.	
8. COTTONWOOD WATER & SANITATION DISTRICT includes \$12,922,342 Assessed Valuation and \$161,529 attributable to the Cottonwood Commercial Urban Renewal Area.	\$ 13,417,341
9. COTTONWOOD METRO DISTRICT includes \$5,898,192 Assessed Valuation and \$51,904 attributable to the Cottonwood Commercial Urban Renewal Area.	\$ 13,417,341
10. E-470 PUBLIC HIGHWAY AUTHORITY includes \$18,169,679 Assessed Valuation and \$0 attributable to the Cottonwood Commercial Urban Renewal Area.	\$ 13,417,341
11. DOUGLAS COUNTY SOIL CONSERVATION DISTRICT includes \$18,169,679 Assessed Valuation and \$0 attributable to the Cottonwood Commercial Urban Renewal Area.	\$ 13,417,341
12. CHERRY CREEK BASIN WATER QUALITY AUTHORITY includes \$18,169,679 Assessed Valuation and \$8,703 attributable to the Cottonwood Commercial Urban Renewal Area.	\$ 13,417,341
13. DOUGLAS PUBLIC LIBRARY DISTRICT includes \$18,169,679 Assessed Valuation and \$73,060 attributable to the Cottonwood Commercial Urban Renewal Area.	\$ 13,417,341
14. URBAN DRAINAGE & FLOOD CONTROL, SOUTH PLATTE includes \$18,169,679 Assessed Valuation and \$1,817 attributable to the Cottonwood Commercial Urban Renewal Area.	\$ 13,417,341
15. COTTONWOOD COMMERCIAL URP includes \$18,169,679 Assessed Valuation and \$0 attributable to the Cottonwood Commercial Urban Renewal Area.	\$ 13,417,341
16. TOTAL VALUATION AND REVENUE includes \$255,026,361 Assessed Valuation and \$1,662,320 Revenue ATTRIBUTABLE TO THE Cottonwood Commercial Urban Renewal /	\$ 13,417,341

**\* NOTE: ON THE FRONT PAGES OF THIS CERTIFICATION, SHOW THE GROSS ASSESSED VALUATION OF ALL PROPERTY WITHIN THE DISTRICT  
NOT THE NET. (Total assessed valuation as if the TIF did not exist.)**

**TAX INCREMENT FINANCE BREAKDOWN \***

<b>PARKER CENTRAL AREA URP</b>		<b>District TIF</b>
<b>Full name of Tax Increment Finance area</b>		<b>Base Value</b>
		<b>(PLEASE FILL IN BLANK)</b>
1. DOUGLAS COUNTY GOVERNMENT PURPOSES include \$29,363,454 Assessed Valuation and \$543,929 Revenue attributable to the Parker Central Area URP.		<u>\$ 53,088,326</u>
2. DOUGLAS COUNTY SCHOOL DISTRICT # RE-1 includes \$29,363,454 Assessed Valuation and \$1,049,538 Revenue attributable to the Parker Central Area URP.		<u>\$ 53,088,326</u>
3. DOUGLAS COUNTY SCHOOLS DEBT SERVICE includes \$29,363,454 Assessed Valuation and \$236,493 Revenue attributable to the Parker Central Area URP.		<u>\$ 53,088,326</u>
4. TOWN OF PARKER includes \$29,363,454 Assessed Valuation and \$76,404 attributable to the Parker Central Area URP.		<u>\$ 53,088,326</u>
5. URBAN DRAINAGE & FLOOD CONTROL includes \$29,363,454 Assessed Valuation and \$26,427 attributable to the Parker Central Area URP.		<u>\$ 53,088,326</u>
6. REGIONAL TRANSPORTATION DISTRICT includes \$29,363,454 Assessed Valuation and \$0 attributable to the Parker Central Area URP.		<u>\$ 53,088,326</u>
7. DOUGLAS PUBLIC LIBRARY DISTRICT includes \$1,696,453 Assessed Valuation and \$6,821 attributable to the Citadel Station-Castle Meadows URP.		<u>\$ 53,088,326</u>
8. PARKER WATER & SANITATION DISTRICT includes \$29,213,477 Assessed Valuation and \$226,200 attributable to the Parker Central Area URP.		<u>\$ 53,088,326</u>
9. DOUGLAS COUNTY SOIL CONSERVATION DISTRICT includes \$22,451,251 Assessed Valuation and \$0 attributable to the Parker Central Area URP.		<u>\$ 53,088,326</u>
10. CHERRY CREEK BASIN WATER QUALITY AUTHORITY includes \$29,363,454 Assessed Valuation and \$14,065 attributable to the Parker Central Area URP.		<u>\$ 53,088,326</u>
11. DOUGLAS PUBLIC LIBRARY DISTRICT includes \$29,363,454 Assessed Valuation and \$118,070 attributable to the Parker Central Area URP.		<u>\$ 53,088,326</u>
12. URBAN DRAINAGE & FLOOD CONTROL, SOUTH PLATTE includes \$29,363,454 Assessed Valuation and \$2,936 attributable to the Parker Central Area URP.		<u>\$ 53,088,326</u>
13. PINE BLUFFS METRO DISTRICT includes \$1,900,102 Assessed Valuation and \$38,002 attributable to the Parker Central Area URP.		<u>\$ 53,088,326</u>
14. PARKER CENTRAL URP includes \$29,363,454 Assessed Valuation and \$0 attributable to the Parker Central Area URP.		<u>\$ 53,088,326</u>
15. TOTAL VALUATION AND REVENUE includes \$376,562,824 Assessed Valuation and \$2,605,702 Revenue attributable to the Parker Central Area URP.		<u>\$ 53,088,326</u>

**\* NOTE: ON THE FRONT PAGES OF THIS CERTIFICATION, SHOW THE GROSS ASSESSED VALUATION OF ALL PROPERTY WITHIN THE DISTRICT  
NOT THE NET. (Total assessed valuation as if the TIF did not exist.)**

**TAX INCREMENT FINANCE BREAKDOWN \***

<b>PARKER ROAD AREA URP</b>	<b>District TIF Base Value</b>
<b>Full name of Tax Increment Finance area</b>	<b>(PLEASE FILL IN BLANK)</b>
1. DOUGLAS COUNTY GOVERNMENT PURPOSES include \$8,289,438 Assessed Valuation and \$153,554 Revenue attributable to the Parker Road Area URP.	<u>\$ 50,071,732</u>
2. DOUGLAS COUNTY SCHOOL DISTRICT # RE-1 includes \$8,289,438 Assessed Valuation and \$296,289 Revenue attributable to the Parker Road Area URP.	<u>\$ 50,071,732</u>
3. DOUGLAS COUNTY SCHOOLS DEBT SERVICE includes \$8,289,438 Assessed Valuation and \$66,763 Revenue attributable to the Parker Road Area URP.	<u>\$ 50,071,732</u>
4. TOWN OF PARKER includes \$8,289,438 Assessed Valuation and \$21,569 attributable to the Parker Road Area URP.	<u>\$ 50,071,732</u>
5. URBAN DRAINAGE & FLOOD CONTROL includes \$8,289,438 Assessed Valuation and \$7,460 attributable to the Parker Road Area URP.	<u>\$ 50,071,732</u>
6. REGIONAL TRANSPORTATION DISTRICT includes \$8,289,438 Assessed Valuation and \$0 attributable to the Parker Road Area URP.	<u>\$ 50,071,732</u>
7. DOUGLAS PUBLIC LIBRARY DISTRICT includes \$1,696,453 Assessed Valuation and \$6,821 attributable to the Citadel Station-Castle Meadows URP.	<u>\$ 50,071,732</u>
8. PARKER WATER & SANITATION DISTRICT includes \$7,717,495 Assessed Valuation and \$59,757 attributable to the Parker Road Area URP.	<u>\$ 50,071,732</u>
9. E-470 PUBLIC HIGHWAY AUTHORITY includes \$3,576,910 Assessed Valuation and \$0 attributable to the Parker Road Area URP.	<u>\$ 50,071,732</u>
10. DOUGLAS COUNTY SOIL CONSERVATION DISTRICT includes \$8,289,438 Assessed Valuation and \$0 attributable to the Parker Road Area URP.	<u>\$ 50,071,732</u>
11. CHERRY CREEK BASIN WATER QUALITY AUTHORITY includes \$8,289,438 Assessed Valuation and \$3,971 attributable to the Parker Road Area URP.	<u>\$ 50,071,732</u>
12. DOUGLAS PUBLIC LIBRARY DISTRICT includes \$8,289,438 Assessed Valuation and \$33,332 attributable to the Parker Road Area URP.	<u>\$ 50,071,732</u>
13. URBAN DRAINAGE & FLOOD CONTROL, SOUTH PLATTE includes \$8,289,438 Assessed Valuation and \$829 attributable to the Parker Road Area URP.	<u>\$ 50,071,732</u>
14. PARKER ROAD URP includes \$8,289,438 Assessed Valuation and \$0 attributable to the Parker Road Area URP.	<u>\$ 50,071,732</u>
15. TOTAL VALUATION AND REVENUE includes \$110,767,661 Assessed Valuation and \$720,773 Revenue ATTRIBUTABLE TO THE Parker Road Area URP.	<u>\$ 50,071,732</u>

\* NOTE: ON THE FRONT PAGES OF THIS CERTIFICATION, SHOW THE GROSS ASSESSED VALUATION OF ALL PROPERTY WITHIN THE DISTRICT  
NOT THE NET. (Total assessed valuation as if the TIF did not exist.)