

RESOLUTION NO. R-019- 155

THE BOARD OF COUNTY COMMISSIONERS  
OF THE COUNTY OF DOUGLAS, COLORADO

RESOLUTION LEVYING 2019 PROPERTY TAXES.

**WHEREAS**, the Board of County Commissioners, pursuant to 39-1-111(1), C.R.S., is required to levy against the valuation for assessment of all taxable property located in the County on the assessment date, the requisite property taxes for all purposes required by law; and

**WHEREAS**, the cities, towns, special districts, and school districts within the County have certified to the Board of County Commissioners their property tax levies for the year 2019; and

**WHEREAS**, the Board of County Commissioners desires to levy 2019 property taxes and certifies such levies to the Assessor; now, therefore,

**BE IT RESOLVED**, BY THE BOARD OF COUNTY COMMISSIONERS OF THE COUNTY OF DOUGLAS, STATE OF COLORADO, that there shall be and there is hereby levied against all taxable property, real, personal and mixed, tangible and intangible, not exempt by law within the boundaries of the County and each of the cities, towns, special districts, and school district listed on Exhibit A attached hereto and incorporated herein, the taxes listed on Exhibit A.

**BE IT FURTHER RESOLVED**, that the Board of County Commissioners of Douglas County in certifying the mill levies of said cities, towns, special districts, and the school district is performing a ministerial and non-discretionary act to comply with requirements of 39-1-111 C.R.S. and 39-5-128, C.R.S.; that the Board of County Commissioners has no authority to modify the mill levies so certified to it; that the Board of County Commissioners has presumed that said cities, towns, special districts, and the school district have complied with the Colorado constitutional and statutory requirements concerning said levies; and therefore, that the Board of County Commissioners assumes no liability or responsibility associated with any levy certified by any of said cities, towns, special districts, or the school district except for the ministerial, non-discretionary act of certification.


**PASSED AND ADOPTED** this 20th day of December, 2019 in Castle Rock, Douglas County, Colorado.


THE BOARD OF COUNTY COMMISSIONERS  
OF THE COUNTY OF DOUGLAS, COLORADO

BY:

  
ROGER A. PARTRIDGE, Chair

ATTEST:

  
EMILY WRENN, Clerk to the Board



**EXHIBIT A**  
**Budget Year 2 0 2 0**  
**CERTIFICATION OF LEVIES AND REVENUE**

**BY**

**DOUGLAS COUNTY**  
**COUNTY COMMISSIONERS**

**STATE OF COLORADO**  
**Division of Property Taxation**  
**Department of Local Affairs**  
**1313 Sherman Street, #419**  
**Denver, Colorado 80203**

<b>Distribution:</b>	
<b>Property Tax Administrator</b>	<b>- 1 COPY</b>
<b>Division of Local Government</b>	<b>- 1 COPY</b>
<b>School Finance Office</b>	<b>- 1 COPY</b>
<b>Assessor</b>	<b>- 1 COPY</b>
<b>Board of County Commissioners</b>	<b>- 1 COPY</b>

# CERTIFICATION OF LEVIES AND REVENUE

## SUMMARIES

TYPE OF LEVY	NET GEN OPERATING OR CONTRACTUAL OBLIGATIONS						TOTAL ALL FUNDS
	ASSESSED VALUATION	NET TOTAL PROGRAM & CAT BUYOUT	BOND REDEMPTION OVERRIDES	REFUND/ABATEMENT TRANSPORTATION	CAPITAL EXPENDITURES OTHER		
	Nearest Ten Dollars	Revenue Dollars	Revenue Dollars	Revenue Dollars	Revenue Dollars		
<b>SCHOOLS</b>							
Districts .....	\$ 7,289,075,050	\$ 259,148,485	\$ 58,706,210	\$ 1,691,065		\$ 319,545,760	
Junior Colleges .....							
Sub-Total Schools .....	\$ 7,289,075,050	\$ 259,148,485	\$ 58,706,210	\$ 1,691,065	\$ -	\$ 319,545,760	
<b>LOCAL GOVERNMENT</b>							
Counties .....	\$ 7,289,075,050	\$ 140,489,632	\$ -	\$ -	\$ -	\$ 140,489,632	
Cities and Towns .....	\$ 3,192,513,370	\$ 5,236,546	\$ -	\$ 118,759	\$ -	\$ 5,355,305	
<b>Title 32</b>							
Local Improvement & Service	\$ 26,801,776,680	\$ 125,585,941	\$ 94,558,829	\$ 577,343	\$ 145,945	\$ 220,868,058	
All Other Local Improvement & Service	\$ 29,344,039,830	\$ 49,673,321	\$ 448,573	\$ 167,649	\$ 16,088	\$ 50,305,631	
Sub-Total Local Government	\$ 66,627,404,930	\$ 320,985,440	\$ 95,007,402	\$ 863,751	\$ 162,033	\$ 417,018,626	
TOTAL VALUATION & REVENUE:	\$ 73,916,479,980	\$ 580,133,925	\$ 153,713,612	\$ 2,554,816	\$ 162,033	\$ 736,564,386	

### CERTIFICATION:

STATE OF COLORADO

COUNTY OF DOUGLAS

)  
) SS:  
)

I, Roger A Partridge, Chair, Board of County Commissioners of Douglas County, State of Colorado, do hereby certify that the above and foregoing are true copies of valuation as certified to County Commissioners by the County Assessor, and levies and revenue are certified to the Assessor and Property Tax Administrator by the Board of Douglas County Commissioners.

IN WITNESS WHEREOF, I have hereunto set my hand at Castle Rock, Colorado, the 20th day of December, 2019.

*Emily Wrenn*  
Emily Wrenn, Clerk to the Board



*Roger A. Partridge*  
Roger A. Partridge, Chair, Board of Douglas County Commissioners

# SCHOOL DISTRICTS

DPT use ONLY	DISTRICT NAME	ASSESSED VALUATION  Nearest Ten Dollars	(1) TOTAL PROGRAM AND CATEGORICAL BUYOUT (2) TEMPORARY TAX CREDIT~		(3) BOND REDEMPTION (4) OVERRIDE MILL LEVY		(5) ABATEMENTS (6) TRANSPORTATION		(7) BUILDING/TECHNOLOGY (8) OTHER		TOTAL ALL FUNDS	
			Levy (Mills)	Revenue (Dollars)	Levy (Mills)	Revenue (Dollars)	Levy (Mills)	Revenue (Dollars)	Levy (Mills)	Revenue (Dollars)	Levy (Mills)	Revenue (Dollars)
	School Districts											
	2001 Douglas County Re-1 School District	\$7,289,075,050			(1) 35.553	\$259,148,485 (3)			(5) 0.232	\$1,691,065 (7)	35.785	\$260,839,550
					(2)				(6)		(8)	
	2002 Douglas County Schools - Cap Reserve	\$7,045,012,250			(1) 0.000	\$0 (3)			(5)		(7) 0.000	\$0
					(2)				(6)		(8)	
	2003 Douglas County Schools - Insurance Reserve	\$7,045,012,250			(1) 0.000	\$0 (3)			(5)		(7) 0.000	\$0
					(2)				(6)		(8)	
	2004 Douglas County Schools - Debt Service	\$7,289,075,050			(1) 0.000	\$0 (3)	8.054	\$58,706,210 (5)			(7) 8.054	\$58,706,210
					(2)				(6)		(8)	
	TOTAL	\$7,289,075,050			(1) 35.553	\$259,148,485 (3)	8.054	\$58,706,210 (5)	0.232	\$1,691,065 (7)	xxx	\$319,545,760
					(2)				(6)		(8)	

COUNTY PURPOSES

DPT use ONLY	Tax Auth#	DISTRICT NAME	ASSESSED VALUATION	GENERAL REVENUE		TAXPAYER APPROVED EXEMPT FUNDS		TOTAL ALL FUNDS	
			Nearest Ten Dollars	Levy (Mills)	Revenue (Dollars)	Levy (Mills)	Revenue (Dollars)	Levy (Mills)	Revenue (Dollars)
_____	8000	GENERAL	\$7,289,075,050	13.549	\$98,759,678			13.549	\$98,759,678
		TEMP TAX CREDIT	\$7,289,075,050	(0.500)	\$(3,644,538)			(0.500)	\$(3,644,538)
_____	8010	ROAD & BRIDGE	\$7,289,075,050	4.493	\$32,749,814			4.493	\$32,749,814
_____	8020	PUBLIC WELFARE	\$7,289,075,050	0.316	\$2,303,348			0.316	\$2,303,348
_____	8040	CONTINGENT FUND							
_____	8430	CONTRACTUAL							
_____	8050	BOND							
_____	8060	CAPITAL EXPENDITURES	\$7,289,075,050	0.000	\$0			0.000	\$0
_____	8080	LIBRARY							
_____	8090	RETIREMENT							
_____	8100	SELF INSURANCE							
_____	8110	AMBULANCE							
_____	8120	SOLID WASTE DISPOSAL							
_____	8130	AIRPORT							
_____	8140	PUBLIC HOSPITAL							
		DISABILITY	\$7,289,075,050	1.000	\$7,289,075			1.000	\$7,289,075
		INFRASTRUCTURE	\$7,289,075,050	0.000	\$0			0.000	\$0
_____		SAFETY AND MENTAL HEALTH	\$7,289,075,050	0.416	\$3,032,255			0.416	\$3,032,255
Total			\$7,289,075,050	19.274	\$140,489,632			19.274	\$140,489,632

\*Other levies (EXEMPT FROM THE 5.5% LIMITATION), such as reimbursement of excess State Aid to Schools and Reappraisal Costs. (NAME MUST BE FOOTNOTED)

CITIES AND TOWNS

Tax Auth#	DPT use <u>ONLY</u>	DISTRICT NAME	ASSESSED VALUATION	(1) GENERAL OPERATING		(3) CONTRACTUAL OBLIGATIONS*		(5) REFUNDS/ABATEMENTS		(7) CAPITAL EXPENDITURE**		TOTAL ALL FUNDS			
				(2) TEMPORARY TAX CREDIT		(4) BOND REDEMPTION* (Levies approved at election)		(6) OTHER***							
				Nearest Ten Dollars	Levy (Mills)	Revenue (Dollars)	Levy (Mills)	Revenue (Dollars)	Levy (Mills)	Revenue (Dollars)	Levy (Mills)	Revenue (Dollars)	Levy (Mills)	Revenue (Dollars)	
3001		City of Littleton	\$20,281,930	(1) (2)	2.000 0.000	\$40,564 \$0	(3) (4)		(5) (6)	0.000 \$0			2.000 0.000	\$40,564 \$0	
3002		Town of Castle Rock	\$1,138,358,320	(1) (2)	1.196 0.000	\$1,361,477 \$0	(3) (4)		(5) (6)	0.000 \$0	(7) (7)	0.000 \$0		1.196 0.000	\$1,361,477 \$0
3003		Town of Larkspur	\$7,917,240	(1) (2)	0.000 0.000	\$0 \$0	(3) (4)		(5) (6)	0.000 \$118,759		\$0	15.000	\$118,759	
3004		Town of Parker	\$949,892,670	(1) (2)	2.602 (4)	\$2,471,621 (4)	(3)		(5) (6)		(7)		2.602	\$2,471,621	
3005		City of Aurora	\$48,317,480	(1) (2)	8.605 (4)	\$415,772 (4)	(3)		(5) (6)		(7)		8.605	\$415,772	
3006		City of Lone Tree	\$817,276,300	(1) (2)	0.000 (4)	\$0 (4)	(3)		(5) (6)		(7)		0.000	\$0	
3007		City of Castle Pines	\$210,469,430	(1) (2)	4.500 (4)	\$947,112 (4)	(3)		(5) (6)		(7)		4.500	\$947,112	
TOTAL:			\$3,192,513,370	(1) (2)	18.903 0.000	\$5,236,546 \$0	(3) (4)		(5) (6)	0.000 \$118,759		\$0 \$0	xxx 0.000	\$5,355,305	

-Negative levy & dollar (Temporary tax credit must go here. If the entity applied it to a component levy other than General Operating, please footnote.)  
\*All entries in the column MUST be approved at election.  
\*\*Election generally not required (some entity-specific exceptions); includes capital expenditures approved under 29-1-301(1.2), C.R.S.  
\*\*\*Other special fund levies exempt from the 5.5% statutory revenue limitation. (NAME MUST BE FOOTNOTED).

**LOCAL IMPROVEMENT & SERVICE DISTRICTS**  
**TITLE 32 STATUTORY DISTRICTS WITH ONE OR MORE BOND LEVIES**

(For each bond, you must show the bond date and number of years. See instructions to determine the districts authorized by Title 32)

Tax Auth#	DPT use ONLY	DISTRICT NAME	ASSESSED VALUATION  Nearest Ten Dollars	(1) GENERAL OPERATING (2) TEMPORARY TAX CREDIT		(3) CONTRACTUAL OBLIGATIONS* (4) BOND REDEMPTION* (Levies approved at election)		(5) REFUNDS/ABATEMENTS (6) OTHER***		(7) CAPITAL EXPENDITURE**		TOTAL ALL FUNDS	
				Levy (Mills)	Revenue (Dollars)	Levy (Mills)	Revenue (Dollars)	Levy (Mills)	Revenue (Dollars)	Levy (Mills)	Revenue (Dollars)	Levy (Mills)	Revenue (Dollars)
Metro Districts													
4513		Airport Vista Metro District 1	\$90	(1) 0.000	\$0	(5)						0.000	\$0
				(2)		(6)		(7)					
				bond date:		(4)		term in years:					
4514		Airport Vista Metro District 2	\$37,840	(1) 15.000	\$568	(5)						15.000	\$568
				(2)		(6)		(7)					
				bond date:		(4)		term in years:					
4438		Antelope Heights Metro District	\$17,035,870	(1) 3.000	\$51,108	(5)						44.500	\$758,097
				(2)		(6)		(7)					
				bond date: 9/29/2017		(4)	5.097	\$86,832	term in years: 20				
				bond date: 9/29/2017		(4)	36.403	\$620,157	term in years: 20				
4103		Anthology West Metro District 2	\$2,692,250	(1) 10.172	\$27,386	(5)						47.678	\$128,361
				(2)		(6)		(7)					
				bond date: 1/3/2014		(4)	25.049	\$67,438	term in years: 29				
4596		Anthology West Metro District 2 Debt Service	\$5,786,040	(1) 0.000	\$0	(5)						25.049	\$144,935
				(2)		(6)		(7)					
				bond date: 1/3/2014		(4)	25.049	\$144,935	term in years: 29				
4461		Anthology West Metro District 3	\$100	(1) 47.678	\$5	(5)						47.678	\$5
				(2)		(6)		(7)					
				bond date:		(4)		term in years:					
4584		Anthology West Metro District 4	\$5,864,080	(1) 10.172	\$59,649	(5)						22.629	\$132,698
				(2)		(6)		(7)					
				bond date: 1/19/2018		(4)	12.457	\$73,049	term in years: 19				

## LOCAL IMPROVEMENT & SERVICE DISTRICTS

### TITLE 32 STATUTORY DISTRICTS WITH ONE OR MORE BOND LEVIES

(For each bond, you must show the bond date and number of years. See instructions to determine the districts authorized by Title 32)

Tax Auth#	DPT use ONLY	DISTRICT NAME	ASSESSED VALUATION  Nearest Ten Dollars	(1) GENERAL OPERATING (2) TEMPORARY TAX CREDIT		(3) CONTRACTUAL OBLIGATIONS* (4) BOND REDEMPTION* (Levies approved at election)		(5) REFUNDS/ABATEMENTS (6) OTHER***		(7) CAPITAL EXPENDITURE**		TOTAL ALL FUNDS	
				Levy (Mills)	Revenue (Dollars)	Levy (Mills)	Revenue (Dollars)	Levy (Mills)	Revenue (Dollars)	Levy (Mills)	Revenue (Dollars)	Levy (Mills)	Revenue (Dollars)
4585		Anthology West Metro District 5	\$1,020	(1) 0.000 (2)	\$0	(5) (6)		(7)				47.678	\$49
				bond date: 10/25/2019		(4) 0.000	\$0	term in years: 30					
				bond date: 10/25/2019		(4) 47.678	\$49	term in years: 30					
4586		Anthology West Metro District 6	\$0	(1) 0.000 (2)	\$0	(5) (6)		(7)				0.000	\$0
				bond date:		(4)		term in years:					
4601		Belford North Metro District	\$87,660	(1) 47.388 (2)	\$4,154	(5) (6)		(7)				47.388	\$4,154
				bond date:		(4)		term in years:					
4580		Belford South Metro District	\$114,970	(1) 4.000 (2)	\$460	(5) (6)		(7)				49.000	\$5,634
				bond date: 03/31/2020		(4) 45.000	\$5,174	term in years:					
4470		Bella Mesa Metro District	\$1,840,700	(1) 20.000 (2)	\$36,814	(5) (6)		(7)				20.000	\$36,814
				bond date:		(4)		term in years:					
4083		BMR Metro District fka Bell Mountain Metro	\$290	(1) 0.000 (2)	\$0	(5) (6)		(7)				0.000	\$0
				bond date:		(4)		term in years:					
4090		Canterberry Crossing Metro District	\$35,423,750	(1) 2.795 (2)	\$99,009	(5) (6)		(7)				21.795	\$772,060
				bond date: 2/4/2016		(4) 1.591	\$56,359	term in years: 20					
				bond date: 2/4/2016		(4) 17.409	\$616,692	term in years: 18					
4415		Canterberry Crossing Metro District II	\$26,129,400	(1) 3.000 (2)	\$78,388	(5) (6)		(7)				33.000	\$862,270
				bond date: 10/10/2018		(4) 30.000	\$783,882	term in years: 19					

~Negative levy & dollar (Temporary tax credit must go here. If the entity applied it to a component levy other than General Operating, please footnote.)

\*All entries in the column MUST be approved at election.

\*\*Election generally not required (some entity-specific exceptions); includes capital expenditures approved under 29-1-301(1.2), C.R.S.

\*\*\*Other special fund levies exempt from the 5.5% statutory revenue limitation. (NAME MUST BE FOOTNOTED).

29-1-301(1.2), CRS



**LOCAL IMPROVEMENT & SERVICE DISTRICTS**  
**TITLE 32 STATUTORY DISTRICTS WITH ONE OR MORE BOND LEVIES**

(For each bond, you must show the bond date and number of years. See instructions to determine the districts authorized by Title 32)

Tax Auth#	DPT use ONLY	DISTRICT NAME	ASSESSED VALUATION  Nearest Ten Dollars	(1) GENERAL OPERATING (2) TEMPORARY TAX CREDIT		(3) CONTRACTUAL OBLIGATIONS* (4) BOND REDEMPTION* (Levies approved at election)		(5) REFUNDS/ABATEMENTS (6) OTHER***		(7) CAPITAL EXPENDITURE**		TOTAL ALL FUNDS	
				Levy (Mills)	Revenue (Dollars)	Levy (Mills)	Revenue (Dollars)	Levy (Mills)	Revenue (Dollars)	Levy (Mills)	Revenue (Dollars)	Levy (Mills)	Revenue (Dollars)
4426		Canyons Metro District 1	\$270	(1) 0.000 (2)	\$0	(5) (6)		(7)				0.000	\$0
				bond date:		(4)		term in years:					
4529		Canyons Metro District 10	\$310	(1) 0.000 (2)	\$0	(5) (6)		(7)				0.000	\$0
				bond date:		(4)		term in years:					
4530		Canyons Metro District 11	\$310	(1) 0.000 (2)	\$0	(5) (6)		(7)				0.000	\$0
				bond date:		(4)		term in years:					
4427		Canyons Metro District 2	\$446,130	(1) 69.000 (2)	\$30,783	(5) (6)		(7)				69.000	\$30,783
				bond date:		(4)		term in years:					
4428		Canyons Metro District 3	\$310	(1) 0.000 (2)	\$0	(5) (6)		(7)				0.000	\$0
				bond date:		(4)		term in years:					
4429		Canyons Metro District 4	\$4,370	(1) 0.000 (2)	\$0	(5) (6)		(7)				0.000	\$0
				bond date:		(4)		term in years:					
4524		Canyons Metro District 5	\$8,754,870	(1) 1.112 (2)	\$9,735	(5) (6)		(7)				45.643	\$399,598
				bond date:		(4)	0.000	\$0	term in years:				
				bond date: 5/25/2017		(4)	44.531	\$389,863	term in years: 30				
4525		Canyons Metro District 6	\$8,754,860	(1) 1.112 (2)	\$9,735	(5) (6)		(7)				12.244	\$107,194
				bond date:		(4)	0.000	\$0	term in years:				
				bond date: 5/25/2017		(4)	11.132	\$97,459	term in years: 30				

~Negative levy & dollar (Temporary tax credit must go here. If the entity applied it to a component levy other than General Operating, please footnote.)

\*All entries in the column MUST be approved at election.

\*\*Election generally not required (some entity-specific exceptions); includes capital expenditures approved under 29-1-301(1.2), C.R.S.

\*\*\*Other special fund levies exempt from the 5.5% statutory revenue limitation. (NAME MUST BE FOOTNOTED).

**LOCAL IMPROVEMENT & SERVICE DISTRICTS**  
**TITLE 32 STATUTORY DISTRICTS WITH ONE OR MORE BOND LEVIES**

(For each bond, you must show the bond date and number of years. See instructions to determine the districts authorized by Title 32)

Tax Auth#	DPT use ONLY	DISTRICT NAME	ASSESSED VALUATION  Nearest Ten Dollars	(1) GENERAL OPERATING (2) TEMPORARY TAX CREDIT		(3) CONTRACTUAL OBLIGATIONS* (4) BOND REDEMPTION* (Levies approved at election)		(5) REFUNDS/ABATEMENTS (6) OTHER***		(7) CAPITAL EXPENDITURE**		TOTAL ALL FUNDS	
				Levy (Mills)	Revenue (Dollars)	Levy (Mills)	Revenue (Dollars)	Levy (Mills)	Revenue (Dollars)	Levy (Mills)	Revenue (Dollars)	Levy (Mills)	Revenue (Dollars)
4526		Canyons Metro District 7	\$8,754,860	(1) 18.925	\$165,686	(5)		(6)		(7)		18.925	\$165,686
				(2) bond date:	(3)	(4)							
4527		Canyons Metro District 8	\$310	(1) 0.000	\$0	(5)		(6)		(7)		0.000	\$0
				(2) bond date:	(3)	(4)							
4528		Canyons Metro District 9	\$310	(1) 0.000	\$0	(5)		(6)		(7)		0.000	\$0
				(2) bond date:	(3)	(4)							
4561		Carousel Farms Metro District	\$1,609,250	(1) 47.678	\$76,726	(5)		(6)		(7)		47.678	\$76,726
				(2) bond date:	(3)	(4)							
4414		Castle Oaks Metro District	\$30,691,790	(1) 3.000	\$92,075	(5)		(6)		(7)		49.000	\$1,503,897
				(2) bond date: 10/24/2018	(3)	(4) 46.000	\$1,411,822			term in years: 22			
4492		Castle Oaks Metro District 2	\$700	(1) 0.000	\$0	(5)		(6)		(7)		0.000	\$0
				(2) bond date:	(3)	(4)							
4493		Castle Oaks Metro District 3	\$20,636,280	(1) 4.453	\$91,893	(5)		(6)		(7)		55.664	\$1,148,698
				(2) bond date: 12/28/2017	(3)	(4) 51.211	\$1,056,805			term in years: 30			
4270		Castle Pines Comm Metro District 1	\$6,178,350	(1) 0.000	\$0	(5)		(6)		(7)		0.000	\$0
				(2) bond date:	(3)	(4)							

-Negative levy & dollar (Temporary tax credit must go here. If the entity applied it to a component levy other than General Operating, please footnote.)

\*All entries in the column MUST be approved at election.

\*\*Election generally not required (some entity-specific exceptions); includes capital expenditures approved under 29-1-301(1.2), C.R.S.

\*\*\*Other special fund levies exempt from the 5.5% statutory revenue limitation. (NAME MUST BE FOOTNOTED).

29-1-301(1.2), CRS

**LOCAL IMPROVEMENT & SERVICE DISTRICTS**  
**TITLE 32 STATUTORY DISTRICTS WITH ONE OR MORE BOND LEVIES**  
(For each bond, you must show the bond date and number of years. See instructions to determine the districts authorized by Title 32)

Tax Auth#	DPT use ONLY	DISTRICT NAME	ASSESSED VALUATION  Nearest Ten Dollars	(1) GENERAL OPERATING (2) TEMPORARY TAX CREDIT		(3) CONTRACTUAL OBLIGATIONS* (4) BOND REDEMPTION* (Levies approved at election)		(5) REFUNDS/ABATEMENTS (6) OTHER***		(7) CAPITAL EXPENDITURE**		TOTAL ALL FUNDS	
				Levy (Mills)	Revenue (Dollars)	Levy (Mills)	Revenue (Dollars)	Levy (Mills)	Revenue (Dollars)	Levy (Mills)	Revenue (Dollars)	Levy (Mills)	Revenue (Dollars)
4280		Castle Pines Comm Metro District 2	\$6,923,740	(1) 0.000 (2)	\$0	(5) (6)		(7)				0.000	\$0
				bond date:		(4)		term in years:					
4290		Castle Pines Comm Metro District 3	\$6,943,920	(1) 15.000 (2)	\$104,159	(5) 0.341 (6)	\$2,368	(7)		0.000	\$0	38.229	\$265,459
				bond date: 1/15/2015		(4)	22.888	\$158,932	term in years: 24				
4300		Castle Pines Comm Metro District 4	\$8,638,750	(1) 10.000 (2)	\$86,388	(5) 22.980 (6)	\$198,518	(7)				32.980	\$284,906
				bond date:		(4)		term in years:					
4310		Castle Pines Comm Metro District 5	\$5,705,320	(1) 0.000 (2)	\$0	(5) (6)		(7)				0.000	\$0
				bond date:		(4)		term in years:					
4016		Castle Pines Metro District	\$164,739,230	(1) 33.834 (2)	\$5,573,787	(5) 0.000 (6)	\$0	(7)		0.000	\$0	33.834	\$5,573,787
				bond date:		(4)		term in years:					
4068		Castle Pines North Metro District	\$188,801,540	(1) 19.000 (2)	\$3,587,229	(5) (6)		(7)				19.000	\$3,587,229
				bond date:		(4)		term in years:					
4540		Castle Pines Town Center Metro District 1	\$3,100	(1) 0.000 (2)	\$0	(5) (6)		(7)				0.000	\$0
				bond date:		(4)		term in years:					
4541		Castle Pines Town Center Metro District 2	\$13,590	(1) 5.000 (2)	\$68	(5) (6)		(7)				45.000	\$612
				bond date: 03/31/2020		(4)	40.000	\$544	term in years:				

-Negative levy & dollar (Temporary tax credit must go here. If the entity applied it to a component levy other than General Operating, please footnote.)

\*All entries in the column MUST be approved at election.

\*\*Election generally not required (some entity-specific exceptions); includes capital expenditures approved under 29-1-301(1.2), C.R.S.

\*\*\*Other special fund levies exempt from the 5.5% statutory revenue limitation. (NAME MUST BE FOOTNOTED).

29-1-301(1.2), CRS

**LOCAL IMPROVEMENT & SERVICE DISTRICTS**  
**TITLE 32 STATUTORY DISTRICTS WITH ONE OR MORE BOND LEVIES**  
(For each bond, you must show the bond date and number of years. See instructions to determine the districts authorized by Title 32)

Tax Auth#	DPT use ONLY	DISTRICT NAME	ASSESSED VALUATION  Nearest Ten Dollars	(1) GENERAL OPERATING (2) TEMPORARY TAX CREDIT		(3) CONTRACTUAL OBLIGATIONS* (4) BOND REDEMPTION* (Levies approved at election)		(5) REFUNDS/ABATEMENTS (6) OTHER***		(7) CAPITAL EXPENDITURE**		TOTAL ALL FUNDS	
				Levy (Mills)	Revenue (Dollars)	Levy (Mills)	Revenue (Dollars)	Levy (Mills)	Revenue (Dollars)	Levy (Mills)	Revenue (Dollars)	Levy (Mills)	Revenue (Dollars)
4542		Castle Pines Town Center Metro District 3	\$4,150	(1) 5.000 (2)	\$21	(5) 40.000 (6)	\$166	(7)				45.000	\$187
				bond date: 03/31/2020		term in years:							
4494		Castlevue Metro District 1	\$7,140	(1) 74.600 (2)	\$533	(5) 74.600 (6)		(7)				74.600	\$533
				bond date:		term in years:							
4609		Castlevue Metro District 2	\$500	(1) 10.000 (2)	\$5	(5) 50.000 (6)	\$25	(7)				60.000	\$30
				bond date: 07/01/2020		term in years: 35							
4071		Castlewood Ranch Metro District	\$42,263,000	(1) 5.000 (2)	\$211,315	(5) 35.000 (6)	\$1,479,205	(7)				40.000	\$1,690,520
				bond date:		term in years:							
4592		Chambers Highpoint Metro District 1	\$400	(1) 50.000 (2)	\$20	(5) 50.000 (6)		(7)				50.000	\$20
				bond date:		term in years:							
4593		Chambers Highpoint Metro District 2	\$320	(1) 0.000 (2)	\$0	(5) 0.000 (6)		(7)				0.000	\$0
				bond date:		term in years:							
4432		Cherokee Ridge Estates Metro	\$3,662,000	(1) 30.000 (2)	\$109,860	(5) 20.000 (6)	\$73,240	(7)				50.000	\$183,100
				bond date: 12/11/2012		term in years: 18							
4099		Cherry Creek South Metro District 1	\$53,809,650	(1) 1.580 (2)	\$85,019	(5) 11.000 (6)	\$591,906	(7)				12.580	\$676,925
				bond date:		term in years:							

-Negative levy & dollar (Temporary tax credit must go here. If the entity applied it to a component levy other than General Operating, please footnote.)

\*All entries in the column MUST be approved at election.

\*\*Election generally not required (some entity-specific exceptions); includes capital expenditures approved under 29-1-301(1.2), C.R.S.

\*\*\*Other special fund levies exempt from the 5.5% statutory revenue limitation. (NAME MUST BE FOOTNOTED).

29-1-301(1.2), CRS

**LOCAL IMPROVEMENT & SERVICE DISTRICTS**  
**TITLE 32 STATUTORY DISTRICTS WITH ONE OR MORE BOND LEVIES**

(For each bond, you must show the bond date and number of years. See instructions to determine the districts authorized by Title 32)

Tax Auth#	DPT use ONLY	DISTRICT NAME	ASSESSED VALUATION  Nearest Ten Dollars	(1) GENERAL OPERATING (2) TEMPORARY TAX CREDIT		(3) CONTRACTUAL OBLIGATIONS* (4) BOND REDEMPTION* (Levies approved at election)		(5) REFUNDS/ABATEMENTS (6) OTHER***		(7) CAPITAL EXPENDITURE**		TOTAL ALL FUNDS	
				Levy (Mills)	Revenue (Dollars)	Levy (Mills)	Revenue (Dollars)	Levy (Mills)	Revenue (Dollars)	Levy (Mills)	Revenue (Dollars)	Levy (Mills)	Revenue (Dollars)
4468		Cherry Creek South Metro District 10	\$430	(1) 0.000 (2)	\$0	(3) bond date: (4)		(5) term in years: (6)		(7)		0.000	\$0
4469		Cherry Creek South Metro District 11	\$17,650	(1) 5.500 (2)	\$97	(3) bond date: 12/11/2015 (4)	22.500 \$397	(5) term in years: 29 (6)		(7)		28.000	\$494
4462		Cherry Creek South Metro District 4	\$430	(1) 0.000 (2)	\$0	(3) bond date: (4)		(5) term in years: (6)		(7)		0.000	\$0
4463		Cherry Creek South Metro District 5	\$430	(1) 0.000 (2)	\$0	(3) bond date: (4)		(5) term in years: (6)		(7)		0.000	\$0
4464		Cherry Creek South Metro District 6	\$430	(1) 0.000 (2)	\$0	(3) bond date: (4)		(5) term in years: (6)		(7)		0.000	\$0
4465		Cherry Creek South Metro District 7	\$430	(1) 0.000 (2)	\$0	(3) bond date: (4)		(5) term in years: (6)		(7)		0.000	\$0
4466		Cherry Creek South Metro District 8	\$430	(1) 0.000 (2)	\$0	(3) bond date: (4)		(5) term in years: (6)		(7)		0.000	\$0
4467		Cherry Creek South Metro District 9	\$430	(1) 0.000 (2)	\$0	(3) bond date: (4)		(5) term in years: (6)		(7)		0.000	\$0

-Negative levy & dollar (Temporary tax credit must go here. If the entity applied it to a component levy other than General Operating, please footnote.)  
\*All entries in the column MUST be approved at election.  
\*\*Election generally not required (some entity-specific exceptions); includes capital expenditures approved under 29-1-301(1.2), C.R.S.  
\*\*\*Other special fund levies exempt from the 5.5% statutory revenue limitation. (NAME MUST BE FOOTNOTED).

**LOCAL IMPROVEMENT & SERVICE DISTRICTS**  
**TITLE 32 STATUTORY DISTRICTS WITH ONE OR MORE BOND LEVIES**

(For each bond, you must show the bond date and number of years. See instructions to determine the districts authorized by Title 32)

Tax Auth#	DPT use ONLY	DISTRICT NAME	ASSESSED VALUATION  Nearest Ten Dollars	(1) GENERAL OPERATING (2) TEMPORARY TAX CREDIT		(3) CONTRACTUAL OBLIGATIONS* (4) BOND REDEMPTION* (Levies approved at election)		(5) REFUNDS/ABATEMENTS (6) OTHER***		(7) CAPITAL EXPENDITURE**		TOTAL ALL FUNDS	
				Levy (Mills)	Revenue (Dollars)	Levy (Mills)	Revenue (Dollars)	Levy (Mills)	Revenue (Dollars)	Levy (Mills)	Revenue (Dollars)	Levy (Mills)	Revenue (Dollars)
4581		Cielo Metro District	\$2,199,210	(1) (2)	66.797 \$146,901	(5) (6)						66.797 \$146,901	
					bond date:	(4)		term in years:					
4399		Compark Business Campus Metro	\$52,762,580	(1) (2)	6.114 \$322,590	(5) (6)		1.218 \$64,265				40.982 \$2,162,315	
					bond date: 06/18/2019	(4)	11.804 \$622,809	term in years: 3					
					bond date: 12/21/2017	(4)	21.846 \$1,152,651	term in years: 5					
4454		Compark Business Campus Metro Dist Debt Svc	\$4,905,050	(1) (2)	0.000 \$0	(5) (6)						18.070 \$88,634	
					bond date: 06/18/2019	(4)	6.339 \$31,093	term in years: 3					
					bond date: 12/21/2017	(4)	11.731 \$57,541	term in years: 5					
4509		Compark Business Campus Metro Dist Debt Svc 2	\$1,419,900	(1) (2)	0.000 \$0	(5) (6)						15.580 \$22,122	
					bond date: 06/18/2019	(4)	5.465 \$7,760	term in years: 3					
					bond date: 12/21/2017	(4)	10.115 \$14,362	term in years: 5					
4407		Concord Metro District	\$54,862,310	(1) (2)	2.000 \$109,725	(5) (6)						7.000 \$384,037	
					bond date: 10/24/2019	(4)	5.000 \$274,312	term in years: 15					
4400		Consolidated Bell Mountain Ranch Metro District	\$19,107,500	(1) (2)	25.000 \$477,688	(5) (6)						75.000 \$1,433,063	
					bond date: 6/7/2010	(4)	50.000 \$955,375	term in years: 29					
4566		Cottonwood Highlands Metro District 1	\$12,623,250	(1) (2)	10.000 \$126,233	(5) (6)						57.678 \$728,084	
					bond date: 05/16/2019	(4)	0.000 \$0	term in years: 30					
					bond date: 05/16/2019	(4)	47.678 \$601,851	term in years: 30					

-Negative levy & dollar (Temporary tax credit must go here. If the entity applied it to a component levy other than General Operating, please footnote.)

\*All entries in the column MUST be approved at election.

\*\*Election generally not required (some entity-specific exceptions); includes capital expenditures approved under 29-1-301(1.2), C.R.S.

\*\*\*Other special fund levies exempt from the 5.5% statutory revenue limitation. (NAME MUST BE FOOTNOTED).

29-1-301(1.2), CRS

## LOCAL IMPROVEMENT & SERVICE DISTRICTS

### TITLE 32 STATUTORY DISTRICTS WITH ONE OR MORE BOND LEVIES

(For each bond, you must show the bond date and number of years. See instructions to determine the districts authorized by Title 32)

Tax Auth#	DPT use ONLY	DISTRICT NAME	ASSESSED VALUATION	(1) GENERAL OPERATING (2) TEMPORARY TAX CREDIT		(3) CONTRACTUAL OBLIGATIONS* (4) BOND REDEMPTION* (Levies approved at election)		(5) REFUNDS/ABATEMENTS (6) OTHER***		(7) CAPITAL EXPENDITURE**		TOTAL ALL FUNDS	
			Nearest Ten Dollars	Levy (Mills)	Revenue (Dollars)	Levy (Mills)	Revenue (Dollars)	Levy (Mills)	Revenue (Dollars)	Levy (Mills)	Revenue (Dollars)	Levy (Mills)	Revenue (Dollars)
4567		Cottonwood Highlands Metro District 2	\$1,198,110	(1) 10.000	\$11,981	(5)						20.000	\$23,962
				(2)		(3)		(6)		(7)			
				bond date: As Advanced		(4)	10.000	\$11,981	term in years:				
4060		Cottonwood Metro District	\$76,298,430	(1) 8.800	\$671,426	(5)						8.800	\$671,426
				(2)		(3)		(6)		(7)			
				bond date:		(4)			term in years:				
4436		Crowfoot Valley Ranch Metro District 1	\$8,110	(1) 77.929	\$632	(5)						85.443	\$693
				(2)		(3)	7.514	\$61	(6)	(7)			
				bond date:		(4)			term in years:				
4437		Crowfoot Valley Ranch Metro District 2	\$615,230	(1) 22.265	\$13,698	(5)						85.442	\$52,567
				(2)		(3)	7.514	\$4,623	(6)	(7)			
				bond date: 6/13/2018		(4)	55.663	\$34,246	term in years: 30				
4434		Crystal Crossing Metro District	\$10,835,960	(1) 17.205	\$186,433	(5)						74.625	\$808,634
				(2)		(3)		(6)		(7)			
				bond date: 1/27/2016		(4)	57.420	\$622,201	term in years: 24				
4200		Crystal Valley Metro District 1	\$71,720	(1) 5.000	\$359	(5)						5.000	\$359
				(2)		(3)		(6)		(7)			
				bond date:		(4)			term in years:				
4210		Crystal Valley Metro District 2	\$58,052,340	(1) 5.000	\$290,262	(5)						54.854	\$3,184,404
				(2)		(3)	11.629	\$675,091	(6)	(7)			
				bond date: 12/23/2015		(3)	38.225	\$2,219,051	term in years: 8				
				bond date:		(4)			term in years:				
4104		Dawson Ridge Metro District 1	\$66,850	(1) 0.000	\$0	(5)		0.000	\$0			45.000	\$3,008
				(2)	0.000	(3)	45.000	\$3,008	(6)	(7)			
				bond date:		(4)			term in years:				

~Negative levy & dollar (Temporary tax credit must go here. If the entity applied it to a component levy other than General Operating, please footnote.)

\*All entries in the column MUST be approved at election.

\*\*Election generally not required (some entity-specific exceptions); includes capital expenditures approved under 29-1-301(1.2), C.R.S.

\*\*\*Other special fund levies exempt from the 5.5% statutory revenue limitation. (NAME MUST BE FOOTNOTED).

29-1-301(1.2), CRS

**LOCAL IMPROVEMENT & SERVICE DISTRICTS**  
**TITLE 32 STATUTORY DISTRICTS WITH ONE OR MORE BOND LEVIES**  
(For each bond, you must show the bond date and number of years. See instructions to determine the districts authorized by Title 32)

Tax Auth#	DPT use <u>ONLY</u>	DISTRICT NAME	ASSESSED VALUATION  Nearest Ten Dollars	(1) GENERAL OPERATING		(3) CONTRACTUAL OBLIGATIONS*		(5) REFUNDS/ABATEMENTS		(7) CAPITAL EXPENDITURE**		TOTAL ALL FUNDS	
				(2) TEMPORARY TAX CREDIT		(4) BOND REDEMPTION*		(6) OTHER***					
				Levy (Mills)	Revenue (Dollars)	Levy (Mills)	Revenue (Dollars)	Levy (Mills)	Revenue (Dollars)	Levy (Mills)	Revenue (Dollars)	Levy (Mills)	Revenue (Dollars)
4105		Dawson Ridge Metro District 2	\$6,370	(1) 0.000 (2) 0.000 bond date:	\$0 \$0	(3) 45.000 (4)	\$287	(5) 0.000 (6) term in years:	\$0	(7) 0.000	\$0	45.000	\$287
4106		Dawson Ridge Metro District 3	\$42,050	(1) 0.000 (2) 0.000 bond date:	\$0 \$0	(3) 45.000 (4)	\$1,892	(5) 0.000 (6) term in years:	\$0	(7) 0.000	\$0	45.000	\$1,892
4107		Dawson Ridge Metro District 4	\$6,380	(1) 0.000 (2) 0.000 bond date:	\$0 \$0	(3) 45.000 (4)	\$287	(5) 0.000 (6) term in years:	\$0	(7) 0.000	\$0	45.000	\$287
4108		Dawson Ridge Metro District 5	\$60	(1) 45.000 (2) 0.000 bond date:	\$3 \$0	(3)		(5) 0.000 (6) term in years:	\$0	(7) 0.000	\$0	45.000	\$3
4604		Devils Head Metro District	\$14,310	(1) 20.000 (2)	\$286	(3)		(5)		(6)		70.000	\$1,002
				bond date:		(4) 50.000	\$716	term in years:		(7)			
4401		E-470 Potomac Metro District	\$7,387,730	(1) 0.000 (2)	\$0	(3)		(5)		(6)		0.000	\$0
				bond date:		(4)		term in years:		(7)			
4070		Founders Village Metro District	\$60,026,520	(1) 0.000 (2)	\$0	(3) 87.842	\$5,272,850	(5)		(6)		87.842	\$5,272,850
				bond date:		(4)		term in years:		(7)			
4482		Foxhill Metro District 1	\$0	(1) 0.000 (2)	\$0	(3)		(5)		(6)		0.000	\$0
				bond date:		(4)		term in years:		(7)			

-Negative levy & dollar (Temporary tax credit must go here. If the entity applied it to a component levy other than General Operating, please footnote.)

\*All entries in the column MUST be approved at election.

\*\*Election generally not required (some entity-specific exceptions); includes capital expenditures approved under 29-1-301(1.2), C.R.S.

\*\*\*Other special fund levies exempt from the 5.5% statutory revenue limitation. (NAME MUST BE FOOTNOTED).

29-1-301(1.2), CRS



**LOCAL IMPROVEMENT & SERVICE DISTRICTS**  
**TITLE 32 STATUTORY DISTRICTS WITH ONE OR MORE BOND LEVIES**

(For each bond, you must show the bond date and number of years. See instructions to determine the districts authorized by Title 32)

Tax Auth#	DPT use <u>ONLY</u>	DISTRICT NAME	ASSESSED VALUATION  Nearest Ten Dollars	(1) GENERAL OPERATING (2) TEMPORARY TAX CREDIT		(3) CONTRACTUAL OBLIGATIONS* (4) BOND REDEMPTION* (Levies approved at election)		(5) REFUNDS/ABATEMENTS (6) OTHER***		(7) CAPITAL EXPENDITURE**		TOTAL ALL FUNDS	
				Levy (Mills)	Revenue (Dollars)	Levy (Mills)	Revenue (Dollars)	Levy (Mills)	Revenue (Dollars)	Levy (Mills)	Revenue (Dollars)	Levy (Mills)	Revenue (Dollars)
4483		Foxhill Metro District 2	\$353,070	(1) 55.664 (2) bond date:	\$19,653	(5) term in years: (6)						55.664	\$19,653
4412		Franktown Business Area Metro District	\$3,378,450	(1) 25.000 (2) (15.000) bond date:	\$84,461 \$(50,677)	(5) 0.000 (6) term in years: (7)	\$0			0.000	\$0	10.000	\$33,784
4430		Heritage Hills Metro Bond Debt District	\$692,150	(1) 0.000 (2) bond date:	\$0	(5) term in years: (6)						0.000	\$0
4396		Heritage Hills Metro District	\$50,084,000	(1) 40.000 (2) bond date:	\$2,003,360	(5) term in years: (6)						40.000	\$2,003,360
4575		Hess Ranch Metro District 4	\$0	(1) 10.069 (2) bond date:	\$0	(5) term in years: (6)						10.069	\$0
4576		Hess Ranch Metro District 5	\$0	(1) 10.069 (2) bond date:	\$0	(5) term in years: (6)						10.069	\$0
4577		Hess Ranch Metro District 6	\$0	(1) 10.069 (2) bond date:	\$0	(5) term in years: (6)						10.069	\$0
4578		Hess Ranch Metro District 7	\$0	(1) 10.069 (2) bond date:	\$0	(5) term in years: (6)						10.069	\$0

~Negative levy & dollar (Temporary tax credit must go here. If the entity applied it to a component levy other than General Operating, please footnote.)

\*All entries in the column MUST be approved at election.

\*\*Election generally not required (some entity-specific exceptions); includes capital expenditures approved under 29-1-301(1.2), C.R.S.

\*\*\*Other special fund levies exempt from the 5.5% statutory revenue limitation. (NAME MUST BE FOOTNOTED).

29-1-301(1.2), CRS

**LOCAL IMPROVEMENT & SERVICE DISTRICTS**  
**TITLE 32 STATUTORY DISTRICTS WITH ONE OR MORE BOND LEVIES**

(For each bond, you must show the bond date and number of years. See instructions to determine the districts authorized by Title 32)

DPT Tax use Auth#	ONLY	DISTRICT NAME	ASSESSED VALUATION	(1) GENERAL OPERATING (2) TEMPORARY TAX CREDIT		(3) CONTRACTUAL OBLIGATIONS* (4) BOND REDEMPTION* (Levies approved at election)		(5) REFUNDS/ABATEMENTS (6) OTHER***		(7) CAPITAL EXPENDITURE**		TOTAL ALL FUNDS		
				Nearest Ten Dollars	Levy (Mills)	Revenue (Dollars)	Levy (Mills)	Revenue (Dollars)	Levy (Mills)	Revenue (Dollars)	Levy (Mills)	Revenue (Dollars)	Levy (Mills)	Revenue (Dollars)
				(1)	(2)	(3)	(4)	(5)	(6)	(7)	(8)	(9)	(10)	(11)
4579		Hess Ranch Metro District 8	\$0	10.000	\$0							10.000	\$0	
				bond date:				term in years:						
4394		Hidden Pointe Metro District	\$12,080,620	6.500	\$78,524							6.500	\$78,524	
				bond date:				term in years:						
4330		High Prairie Farms Metro District	\$54,230,310	12.000	\$650,764							12.000	\$650,764	
				bond date:				term in years:						
4504		Highfield Metro District	\$29,536,630	10.000	\$295,366							25.000	\$738,415	
				bond date: 12/19/2014		15.000	\$443,049	term in years: 7						
4501		Highlands Ranch Metro District	\$1,725,882,160	8.905	\$15,368,981			0.000	\$0			11.205	\$19,338,510	
				bond date:		2.300	\$3,969,529	term in years:						
4595		Hillside at Castle Rock Metro District	\$153,510	0.000	\$0			0.000	\$0			0.000	\$0	
				bond date:				term in years:						
4603		Hilltop Metro District	\$3,130	5.000	\$16							55.000	\$173	
				bond date: Proposed		50.000	\$157	term in years:						
4443		Horse Creek Metro District	\$15,115,450	6.407	\$96,845			0.000	\$0			25.000	\$377,887	
				bond date: 10/2/2013		18.593	\$281,042	term in years: 28						

~Negative levy & dollar (Temporary tax credit must go here. If the entity applied it to a component levy other than General Operating, please footnote.)  
\*All entries in the column MUST be approved at election.  
\*\*Election generally not required (some entity-specific exceptions); includes capital expenditures approved under 29-1-301(1.2), C.R.S.  
\*\*\*Other special fund levies exempt from the 5.5% statutory revenue limitation. (NAME MUST BE FOOTNOTED).

**LOCAL IMPROVEMENT & SERVICE DISTRICTS**  
**TITLE 32 STATUTORY DISTRICTS WITH ONE OR MORE BOND LEVIES**

(For each bond, you must show the bond date and number of years. See instructions to determine the districts authorized by Title 32)

DPT Tax use Auth# ONLY	DISTRICT NAME	ASSESSED VALUATION  Nearest Ten Dollars	(1) GENERAL OPERATING (2) TEMPORARY TAX CREDIT		(3) CONTRACTUAL OBLIGATIONS* (4) BOND REDEMPTION* (Levies approved at election)		(5) REFUNDS/ABATEMENTS (6) OTHER***		(7) CAPITAL EXPENDITURE**		TOTAL ALL FUNDS	
			Levy (Mills)	Revenue (Dollars)	Levy (Mills)	Revenue (Dollars)	Levy (Mills)	Revenue (Dollars)	Levy (Mills)	Revenue (Dollars)	Levy (Mills)	Revenue (Dollars)
4484	Horseshoe Ridge Metro District 1	\$0	(1) 0.000 (2)	\$0	(3)		(5)		(6)		(7) 0.000	\$0
			bond date:		(4)		term in years:					
4485	Horseshoe Ridge Metro District 2	\$11,826,710	(1) 5.000 (2)	\$59,134	(3) 0.000 (4)	\$0	(5)		(6)		(7) 38,570	\$456,157
			bond date: 6/25/2007		(3) 33.570	\$397,023	term in \$30					
			bond date:		(4)		term in years:					
4486	Horseshoe Ridge Metro District 3	\$1,080	(1) 5.000 (2)	\$5	(3) 0.000 (4)	\$0	(5)		(6)		(7) 35.000	\$37
			bond date: 6/25/2007		(3) 30.000	\$32	term in \$30					
			bond date:		(4)		term in years:					
4505	Hunting Hill Metro District	\$6,502,570	(1) 20.418 (2)	\$132,769	(3)		(5)		(6)		(7) 55.662	\$361,946
			bond date: 11/21/2018		(4) 35.244	\$229,177	term in years: 30					
4425	Inspiration Metro District	\$48,311,840	(1) 11.132 (2)	\$537,807	(3) 1.112 (4)	\$53,723	(5)		(6)		(7) 67.908	\$3,280,760
			bond date: 1/6/2014		(4) 55.664	\$2,689,230	term in years: 37					
4048	Inverness Metro Improvement District	\$107,873,670	(1) 4.500 (2)	\$485,432	(3) 0.000 (4)	\$0	(5) 0.000 (6)	\$0	(7)	0.000	6.150	\$663,424
			bond date: 4/3/2012		(4) 1.650	\$177,992	term in years: 10					
4518	Inverness Metro Improvement District Debt Service	\$2,518,370	(1) 4.500 (2)	\$11,333	(3) 0.000 (4)	\$0	(5) 0.000 (6)	\$0	(7)	0.000	6.150	\$15,488
			bond date: 04/03/2012		(4) 1.650	\$4,155	term in years: 10					
4560	Inverness Metro Improvement District Debt Svc 2	\$5,510,410	(1) 4.500 (2)	\$24,797	(3) 0.000 (4)	\$0	(5) 0.000 (6)	\$0	(7)	0.000	6.150	\$33,889
			bond date: 04/03/2012		(4) 1.650	\$9,092	term in years: 10					

~Negative levy & dollar (Temporary tax credit must go here. If the entity applied it to a component levy other than General Operating, please footnote.)  
\*All entries in the column MUST be approved at election.  
\*\*Election generally not required (some entity-specific exceptions); includes capital expenditures approved under 29-1-301(1.2), C.R.S.  
\*\*\*Other special fund levies exempt from the 5.5% statutory revenue limitation. (NAME MUST BE FOOTNOTED).

**LOCAL IMPROVEMENT & SERVICE DISTRICTS**  
**TITLE 32 STATUTORY DISTRICTS WITH ONE OR MORE BOND LEVIES**  
(For each bond, you must show the bond date and number of years. See instructions to determine the districts authorized by Title 32)

DPT Tax use Auth#	ONLY	DISTRICT NAME	ASSESSED VALUATION  Nearest Ten Dollars	(1) GENERAL OPERATING		(3) CONTRACTUAL OBLIGATIONS*		(5) REFUNDS/ABATEMENTS		(7) CAPITAL EXPENDITURE**		TOTAL ALL FUNDS	
				(2) TEMPORARY TAX CREDIT		(4) BOND REDEMPTION*		(6) OTHER***					
				Levy (Mills)	Revenue (Dollars)	Levy (Mills)	Revenue (Dollars)	Levy (Mills)	Revenue (Dollars)	Levy (Mills)	Revenue (Dollars)	Levy (Mills)	Revenue (Dollars)
4489		Jordan Crossing Metro District	\$3,389,120	(1) 28.178	\$95,499	(5) 0.000	\$0	(6) 0.000	\$0	(7) 0.000	\$0	47.678	\$161,587
				(2) 0.000	\$0	(3) bond date: 10/25/2016	(4) 19.500	(6) \$66,088	term in years: 30				
4439		Kings Point South Metro District 1	\$670	(1) 0.000	\$0	(5) 0.000	\$0	(6) 0.000	\$0	(7) 0.000	\$0	0.000	\$0
				(2) 0.000	\$0	(3) bond date:	(4) term in years:						
4440		Kings Point South Metro District 2	\$1,770	(1) 0.000	\$0	(5) 0.000	\$0	(6) 0.000	\$0	(7) 0.000	\$0	0.000	\$0
				(2) 0.000	\$0	(3) bond date:	(4) term in years:						
4444		Lanterns Metro District 1	\$13,760	(1) 11.077	\$152	(5) 0.000	\$0	(6) 0.000	\$0	(7) 0.000	\$0	75.121	\$1,033
				(2) 0.000	\$0	(3) bond date: 07/31/2019	(4) 0.000	(6) \$0	term in years: 30				
						(4) bond date: 07/31/2019	(4) 0.000		\$0				
						(4) bond date: 07/31/2019	(4) 64.044		\$881				
4563		Lanterns Metro District 2	\$2,330	(1) 0.000	\$0	(5) 0.000	\$0	(6) 0.000	\$0	(7) 0.000	\$0	0.000	\$0
				(2) 0.000	\$0	(3) bond date:	(4) term in years:						
4564		Lanterns Metro District 3	\$1,710	(1) 0.000	\$0	(5) 0.000	\$0	(6) 0.000	\$0	(7) 0.000	\$0	0.000	\$0
				(2) 0.000	\$0	(3) bond date:	(4) term in years:						
4611		Lanterns Metro District 4	\$14,430	(1) 0.000	\$0	(5) 0.000	\$0	(6) 0.000	\$0	(7) 0.000	\$0	0.000	\$0
				(2) 0.000	\$0	(3) bond date:	(4) term in years:						
4612		Lanterns Metro District 5	\$3,270	(1) 0.000	\$0	(5) 0.000	\$0	(6) 0.000	\$0	(7) 0.000	\$0	0.000	\$0
				(2) 0.000	\$0	(3) bond date:	(4) term in years:						

-Negative levy & dollar (Temporary tax credit must go here. If the entity applied it to a component levy other than General Operating, please footnote.)  
\*All entries in the column MUST be approved at election.  
\*\*Election generally not required (some entity-specific exceptions); includes capital expenditures approved under 29-1-301(1.2), C.R.S.  
\*\*\*Other special fund levies exempt from the 5.5% statutory revenue limitation. (NAME MUST BE FOOTNOTED).

29-1-301(1.2), CRS

**LOCAL IMPROVEMENT & SERVICE DISTRICTS**  
**TITLE 32 STATUTORY DISTRICTS WITH ONE OR MORE BOND LEVIES**  
(For each bond, you must show the bond date and number of years. See instructions to determine the districts authorized by Title 32)

DPT Tax use Auth# ONLY	DISTRICT NAME	ASSESSED VALUATION  Nearest Ten Dollars	(1) GENERAL OPERATING		(3) CONTRACTUAL OBLIGATIONS*		(5) REFUNDS/ABATEMENTS		(7) CAPITAL EXPENDITURE**		TOTAL ALL FUNDS	
			(2) TEMPORARY TAX CREDIT		(4) BOND REDEMPTION* (Levies approved at election)		(6) OTHER***					
			Levy (Mills)	Revenue (Dollars)	Levy (Mills)	Revenue (Dollars)	Levy (Mills)	Revenue (Dollars)	Levy (Mills)	Revenue (Dollars)	Levy (Mills)	Revenue (Dollars)
4473	Lincoln Creek Metro District	\$4,202,050	(1) 10.000	\$42,021	(5)						63.206	\$265,595
			(2)		(3)				(7)			
			bond date: 3/6/2006		(4)	53.206	\$223,574	term in years: 19				
4591	Lincoln Creek Metro District Debt Service	\$0	(1) 0.000	\$0	(5)						0.000	\$0
			(2)		(3)				(7)			
			bond date:		(4)			term in years:				
4435	Lincoln Meadows Metro District	\$12,161,020	(1) 2.878	\$34,999	(5)						50.000	\$608,051
			(2)		(3)				(7)			
			bond date: 7/21/2014		(4)	47.122	\$573,052	term in years: 17				
4508	Lincoln Meadows Metro District Debt Service	\$100	(1) 0.000	\$0	(5)						0.000	\$0
			(2)		(3)				(7)			
			bond date:		(4)			term in years:				
4064	Lincoln Park Metro District	\$44,927,180	(1) 8.500	\$381,881	(5)						51.714	\$2,323,364
			(2)		(3)				(7)			
			bond date: 4/26/2018		(4)	43.214	\$1,941,483	term in years: 29				
4538	Lincoln Park Metro District Debt Service	\$60	(1) 0.000	\$0	(5)						43.214	\$3
			(2)		(3)				(7)			
			bond date: 4/26/2018		(4)	43.214	\$3	term in years: 29				
4441	Lincoln Station Metro District	\$50,010,180	(1) 7.500	\$375,076	(5)						35.000	\$1,750,356
			(2)		(3)				(7)			
			bond date: 3/24/2014		(4)	5.417	\$270,905	term in years: 22				
			bond date: 3/24/2014		(4)	10.425	\$521,356	term in years: 22				
			bond date: 12/18/2006		(4)	11.658	\$583,019	term in years: 30				

~Negative levy & dollar (Temporary tax credit must go here. If the entity applied it to a component levy other than General Operating, please footnote.)  
\*All entries in the column MUST be approved at election.  
\*\*Election generally not required (some entity-specific exceptions); includes capital expenditures approved under 29-1-301(1.2), C.R.S.  
\*\*\*Other special fund levies exempt from the 5.5% statutory revenue limitation. (NAME MUST BE FOOTNOTED).

29-1-301(1.2), CRS

**LOCAL IMPROVEMENT & SERVICE DISTRICTS**  
**TITLE 32 STATUTORY DISTRICTS WITH ONE OR MORE BOND LEVIES**

(For each bond, you must show the bond date and number of years. See instructions to determine the districts authorized by Title 32)

Tax Auth#	DPT use <u>ONLY</u>	DISTRICT NAME	ASSESSED VALUATION  Nearest Ten Dollars	(1) GENERAL OPERATING (2) TEMPORARY TAX CREDIT		(3) CONTRACTUAL OBLIGATIONS* (4) BOND REDEMPTION* (Levies approved at election)		(5) REFUNDS/ABATEMENTS (6) OTHER***		(7) CAPITAL EXPENDITURE**		TOTAL ALL FUNDS	
				Levy (Mills)	Revenue (Dollars)	Levy (Mills)	Revenue (Dollars)	Levy (Mills)	Revenue (Dollars)	Levy (Mills)	Revenue (Dollars)	Levy (Mills)	Revenue (Dollars)
4507		Lincoln Station Metro District Debt Service	\$5,445,680	(1) (2)	0.000 \$0	(3) (4)		(5) (6)		(7)		27.500	\$149,756
					bond date: 3/24/2014	(4)	5.417		\$29,499		term in years: 22		
					bond date: 3/24/2014	(4)	10.425		\$56,771		term in years: 22		
					bond date: 12/18/2006	(4)	11.658		\$63,486		term in years: 30		
4250		Maher Ranch Metro District 4	\$35,330,040	(1) (2)	0.500 \$17,665	(3) (4)		(5) (6)		(7)		33.500	\$1,183,557
					bond date: 12/16/2016	(4)	14.967		\$528,785		term in years: 20		
					bond date: 12/16/2016	(4)	18.033		\$637,107		term in years: 20		
4605		Meadowlark Metro District	\$2,103,310	(1) (2)	5.000 \$10,517	(3) (4)		(5) (6)		(7)		52.347	\$110,102
					bond date:	(4)	47.347		\$99,585		term in years:		
4079		Meadows Metro District 1	\$54,638,300	(1) (2)	6.036 \$329,797	(3) (4)		(5) (6)		(7)		35.000	\$1,912,341
					bond date: 9/1/1989	(4)	28.964		\$1,582,544		term in years: 40		
4082		Meadows Metro District 2	\$38,758,690	(1) (2)	0.000 \$0	(3) (4)		(5) (6)		(7)		35.000	\$1,356,554
					bond date: 9/1/1989	(4)	35.000		\$1,356,554		term in years: 40		
4088		Meadows Metro District 3	\$30,661,040	(1) (2)	0.000 \$0	(3) (4)		(5) (6)		(7)		35.000	\$1,073,136
					bond date: 9/1/1989	(4)	35.000		\$1,073,136		term in years: 40		
4089		Meadows Metro District 4	\$1,740	(1) (2)	0.000 \$0	(3) (4)		(5) (6)		(7)		35.000	\$61
					bond date: 9/1/1989	(4)	35.000		\$61		term in years: 40		

-Negative levy & dollar (Temporary tax credit must go here. If the entity applied it to a component levy other than General Operating, please footnote.)  
\*All entries in the column MUST be approved at election.  
\*\*Election generally not required (some entity-specific exceptions); includes capital expenditures approved under 29-1-301(1.2), C.R.S.  
\*\*\*Other special fund levies exempt from the 5.5% statutory revenue limitation. (NAME MUST BE FOOTNOTED).

## LOCAL IMPROVEMENT & SERVICE DISTRICTS

### TITLE 32 STATUTORY DISTRICTS WITH ONE OR MORE BOND LEVIES

(For each bond, you must show the bond date and number of years. See instructions to determine the districts authorized by Title 32)

Tax Auth#	DPT use <u>ONLY</u>	DISTRICT NAME	ASSESSED VALUATION  Nearest Ten Dollars	(1) GENERAL OPERATING (2) TEMPORARY TAX CREDIT		(3) CONTRACTUAL OBLIGATIONS* (4) BOND REDEMPTION* (Levies approved at election)		(5) REFUNDS/ABATEMENTS (6) OTHER***		(7) CAPITAL EXPENDITURE**		TOTAL ALL FUNDS	
				Levy (Mills)	Revenue (Dollars)	Levy (Mills)	Revenue (Dollars)	Levy (Mills)	Revenue (Dollars)	Levy (Mills)	Revenue (Dollars)	Levy (Mills)	Revenue (Dollars)
				(1)	(2)	(3)	(4)	(5)	(6)	(7)	(8)	(9)	(10)
4506		Meadows Metro District 4 Debt Service	\$5,589,780	0.000	\$0							35.000	\$195,642
				bond date: 9/1/1989		35.000	\$195,642	term in years: 40					
4110		Meadows Metro District 5	\$31,216,720	0.000	\$0							35.000	\$1,092,585
				bond date: 9/1/1989		35.000	\$1,092,585	term in years: 40					
4111		Meadows Metro District 6	\$52,090,960	0.000	\$0							35.000	\$1,823,184
				bond date: 9/1/1989		35.000	\$1,823,184	term in years: 40					
4114		Meadows Metro District 7	\$44,266,580	0.000	\$0							35.000	\$1,549,330
				bond date: 9/1/1989		35.000	\$1,549,330	term in years: 40					
4021		Meridian Metro District	\$185,423,880	24.250	\$4,496,529			1.675	\$310,585			51.185	\$9,490,922
				bond date: 10/4/2017		2.804	\$519,929	term in years: 30					
				bond date: 10/27/2011		3.319	\$615,422	term in years: 30					
				bond date: 10/27/2011		19.137	\$3,548,457	term in years: 30					
4406		Meridian Metro District Debt Service	\$15,527,750	0.000	\$0							25.260	\$392,232
				bond date: 10/4/2017		2.804	\$43,540	term in years: 30					
				bond date: 10/27/2011		3.319	\$51,537	term in years: 30					
				bond date: 10/27/2011		19.137	\$297,155	term in years: 30					

-Negative levy & dollar (Temporary tax credit must go here. If the entity applied it to a component levy other than General Operating, please footnote.)

\*All entries in the column MUST be approved at election.

\*\*Election generally not required (some entity-specific exceptions); includes capital expenditures approved under 29-1-301(1.2), C.R.S.

\*\*\*Other special fund levies exempt from the 5.5% statutory revenue limitation. (NAME MUST BE FOOTNOTED).

29-1-301(1.2), CRS

**LOCAL IMPROVEMENT & SERVICE DISTRICTS**  
**TITLE 32 STATUTORY DISTRICTS WITH ONE OR MORE BOND LEVIES**

(For each bond, you must show the bond date and number of years. See instructions to determine the districts authorized by Title 32)

Tax Auth#	DPT use <u>ONLY</u>	DISTRICT NAME	ASSESSED VALUATION  Nearest Ten Dollars	(1) GENERAL OPERATING (2) TEMPORARY TAX CREDIT		(3) CONTRACTUAL OBLIGATIONS* (4) BOND REDEMPTION* (Levies approved at election)		(5) REFUNDS/ABATEMENTS (6) OTHER***		(7) CAPITAL EXPENDITURE**		TOTAL ALL FUNDS	
				Levy (Mills)	Revenue (Dollars)	Levy (Mills)	Revenue (Dollars)	Levy (Mills)	Revenue (Dollars)	Levy (Mills)	Revenue (Dollars)	Levy (Mills)	Revenue (Dollars)
4539		Meridian Metro District Debt Service 2	\$9,935,940	(1) (2)	0.000 \$0	(5) (6)						25.260	\$250,981
					bond date: 10/27/2011	(4)	2.804	\$27,860	term in years: 30				
					bond date: 10/4/2017	(4)	3.319	\$32,977	term in years: 30				
					bond date: 10/27/2011	(4)	19.137	\$190,144	term in years: 30				
4445		Meridian Village Metro District 1	\$190	(1) (2)	11.055 \$2	(5) (6)						52.055	\$10
					bond date: 11/14/2007	(4)	41.000	\$8	term in years: 30				
4602		Meridian Village Metro District 1 Debt Service	\$792,930	(1) (2)	0.000 \$0	(5) (6)						0.000	\$0
					bond date:	(4)			term in years:				
4446		Meridian Village Metro District 2	\$75,917,360	(1) (2)	11.132 \$845,112	(5) (6)						52.132	\$3,957,724
					bond date:	(4)	41.000	\$3,112,612	term in years:				
4447		Meridian Village Metro District 3	\$190	(1) (2)	0.000 \$0	(5) (6)						0.000	\$0
					bond date:	(4)			term in years:				
4448		Meridian Village Metro District 4	\$190	(1) (2)	0.000 \$0	(5) (6)						0.000	\$0
					bond date:	(4)			term in years:				
4056		Mirabelle Metro District 1	\$125,520	(1) (2)	27.831 \$3,493	(5) (6)						83.495	\$10,480
					bond date:	(4)	55.664	\$6,987	term in years:				
4587		Mirabelle Metro District 2	\$14,920	(1) (2)	27.831 \$415	(5) (6)						83.495	\$1,246
					bond date:	(4)	55.664	\$831	term in years:				

~Negative levy & dollar (Temporary tax credit must go here. If the entity applied it to a component levy other than General Operating, please footnote.)

\*All entries in the column MUST be approved at election.

\*\*Election generally not required (some entity-specific exceptions); includes capital expenditures approved under 29-1-301(1.2), C.R.S.

\*\*\*Other special fund levies exempt from the 5.5% statutory revenue limitation. (NAME MUST BE FOOTNOTED).

29-1-301(1.2), CRS



LOCAL IMPROVEMENT & SERVICE DISTRICTS  
TITLE 32 STATUTORY DISTRICTS WITH ONE OR MORE BOND LEVIES

(For each bond, you must show the bond date and number of years. See instructions to determine the districts authorized by Title 32)

DPT Tax use Auth# ONLY	DISTRICT NAME	ASSESSED VALUATION  Nearest Ten Dollars	(1) GENERAL OPERATING (2) TEMPORARY TAX CREDIT		(3) CONTRACTUAL OBLIGATIONS* (4) BOND REDEMPTION* (Levies approved at election)		(5) REFUNDS/ABATEMENTS (6) OTHER***		(7) CAPITAL EXPENDITURE**		TOTAL ALL FUNDS	
			Levy (Mills)	Revenue (Dollars)	Levy (Mills)	Revenue (Dollars)	Levy (Mills)	Revenue (Dollars)	Levy (Mills)	Revenue (Dollars)	Levy (Mills)	Revenue (Dollars)
4588	Mirabelle Metro District 3	\$20	(1) 0.000 (2) bond date:	\$0	(5) term in years:						0.000	\$0
4589	Mirabelle Metro District 4	\$20	(1) 0.000 (2) bond date:	\$0	(5) term in years:						0.000	\$0
4460	Neu Towne Metro District	\$9,579,310	(1) 3.265 (2) bond date:	\$31,276	(5) 1.500 (6) 3.500 (6) 5.000	\$14,369 \$33,528 \$47,897					51.364	\$492,032
			bond date: 5/10/2018		(4) 38.099	\$364,962	term in years: 28					
4417	North Meridian Metro District	\$97,170	(1) 10.000 (2) bond date: 11/14/2003	\$972	(5) 40.000 (6) 40.000	\$3,887	term in years: 18				50.000	\$4,859
4455	North Meridian Metro District Debt Service	\$212,600	(1) 0.000 (2) bond date: 11/14/2003	\$0	(5) 40.000 (6) 40.000	\$8,504	term in years: 18				40.000	\$8,504
4545	North Meridian Metro District Debt Service 2	\$14,700	(1) 0.000 (2) bond date: 11/14/2003	\$0	(5) 40.000 (6) 40.000	\$588	term in years: 18				40.000	\$588
4535	North Pine Vistas Metro District 1	\$1,180	(1) 0.000 (2) bond date:	\$0	(5) term in years:						0.000	\$0

~Negative levy & dollar (Temporary tax credit must go here. If the entity applied it to a component levy other than General Operating, please footnote.)  
\*All entries in the column MUST be approved at election.  
\*\*Election generally not required (some entity-specific exceptions); includes capital expenditures approved under 29-1-301(1.2), C.R.S.  
\*\*\*Other special fund levies exempt from the 5.5% statutory revenue limitation. (NAME MUST BE FOOTNOTED).

29-1-301(1.2), CRS

**LOCAL IMPROVEMENT & SERVICE DISTRICTS**  
**TITLE 32 STATUTORY DISTRICTS WITH ONE OR MORE BOND LEVIES**

(For each bond, you must show the bond date and number of years. See instructions to determine the districts authorized by Title 32)

Tax Auth#	DPT use ONLY	DISTRICT NAME	ASSESSED VALUATION  Nearest Ten Dollars	(1) GENERAL OPERATING (2) TEMPORARY TAX CREDIT		(3) CONTRACTUAL OBLIGATIONS* (4) BOND REDEMPTION* (Levies approved at election)		(5) REFUNDS/ABATEMENTS (6) OTHER***		(7) CAPITAL EXPENDITURE**		TOTAL ALL FUNDS	
				Levy (Mills)	Revenue (Dollars)	Levy (Mills)	Revenue (Dollars)	Levy (Mills)	Revenue (Dollars)	Levy (Mills)	Revenue (Dollars)	Levy (Mills)	Revenue (Dollars)
4536		North Pine Vistas Metro District 2	\$3,047,720	(1) 10.000	\$30,477	(5)		(6)		(7)		65.000	\$198,102
				(2)		(3)	5.000	(4)	\$15,239				
					bond date: 12/15/2016	(4)	0.000		\$0		term in years: 30		
					bond date: 12/15/2016	(4)	50.000		\$152,386		term in years: 30		
4537		North Pine Vistas Metro District 3	\$10,387,960	(1) 10.398	\$108,014	(5)		(6)		(7)		67.588	\$702,101
				(2)		(3)	5.199	(4)	\$54,007				
					bond date: 12/15/2016	(4)	0.000		\$0		term in years: 30		
					bond date: 12/15/2016	(4)	51.991		\$540,080		term in years: 30		
4459		Olde Town Metro District	\$3,419,420	(1) 8.000	\$27,355	(5)		(6)	0.000		\$0	23.000	\$78,646
				(2)	0.000	(3)	\$0	(4)		(7)	0.000	\$0	
					bond date: 06/12/2018	(4)	15.000		\$51,291		term in years: 19		
4395		Omnipark Metro District	\$52,022,010	(1) 9.000	\$468,198	(5)		(6)		(7)		9.000	\$468,198
				(2)		(3)							
					bond date:	(4)					term in years:		
4569		Overlook Metro District	\$6,117,670	(1) 6.030	\$36,890	(5)		(6)		(7)		47.678	\$291,679
				(2)		(3)		(4)					
					bond date: 6/14/2016	(4)	0.000		\$0		term in years: 30		
					bond date: 6/14/2016	(4)	41.648		\$254,789		term in years: 30		
4062		Park Meadows Metro District	\$380,423,150	(1) 6.387	\$2,429,763	(5)		(6)		(7)		6.387	\$2,429,763
				(2)		(3)							
					bond date:	(4)					term in years:		
4453		Parker Automotive Metro District	\$9,638,480	(1) 3.000	\$28,915	(5)		(6)		(7)		50.000	\$481,923
				(2)		(3)		(4)					
					bond date: 8/16/2018	(4)	20.017		\$192,933		term in years: 14		
					bond date: 6/1/2016	(4)	26.983		\$260,075		term in years: 29		

~Negative levy & dollar (Temporary tax credit must go here. If the entity applied it to a component levy other than General Operating, please footnote.)

\*All entries in the column MUST be approved at election.

\*\*Election generally not required (some entity-specific exceptions); includes capital expenditures approved under 29-1-301(1.2), C.R.S.

\*\*\*Other special fund levies exempt from the 5.5% statutory revenue limitation. (NAME MUST BE FOOTNOTED).

**LOCAL IMPROVEMENT & SERVICE DISTRICTS**  
**TITLE 32 STATUTORY DISTRICTS WITH ONE OR MORE BOND LEVIES**

(For each bond, you must show the bond date and number of years. See instructions to determine the districts authorized by Title 32)

Tax Auth#	DPT use <u>ONLY</u>	DISTRICT NAME	ASSESSED VALUATION  Nearest Ten Dollars	(1) GENERAL OPERATING (2) TEMPORARY TAX CREDIT		(3) CONTRACTUAL OBLIGATIONS* (4) BOND REDEMPTION* (Levies approved at election)		(5) REFUNDS/ABATEMENTS (6) OTHER***		(7) CAPITAL EXPENDITURE**		TOTAL ALL FUNDS	
				Levy (Mills)	Revenue (Dollars)	Levy (Mills)	Revenue (Dollars)	Levy (Mills)	Revenue (Dollars)	Levy (Mills)	Revenue (Dollars)	Levy (Mills)	Revenue (Dollars)
				(1)	(2)	(3)	(4)	(5)	(6)	(7)	(8)	(9)	(10)
4534		Parker Homestead Metro District	\$14,323,290	3.597	\$51,521	0.000	\$0	0.000	\$0	0.000	\$0	47.644	\$682,419
				bond date: 11/15/2016		44.047	\$630,898	term in years: 28					
4005		Perry Park Metro District	\$39,759,970	4.733	\$188,184	0.000	\$0	0.000	\$0	0.000	\$0	4.733	\$188,184
				bond date:				term in years:					
4449		Pine Bluffs Metro District	\$16,936,860	0.000	\$0							20.000	\$338,737
				bond date: 3/9/2017		20.000	\$338,737	term in years: 19					
4480		Pinery Commercial Metro District 1	\$19,010	10.000	\$190							50.000	\$950
				bond date:		40.000	\$760	term in years:					
4481		Pinery Commercial Metro District 2	\$704,170	10.000	\$7,042							50.000	\$35,209
				bond date:		40.000	\$28,167	term in years:					
4404		Pinery West Metro District 2	\$45,337,480	11.950	\$541,783							50.000	\$2,266,874
				bond date: 1/20/2016		38.050	\$1,725,091	term in years: 10					
4556		Promenade at Castle Rock Metro District 1	\$5,600,980	11.132	\$62,350							55.663	\$311,767
				bond date: 8/25/2015		0.000	\$0	term in years: 24					
				bond date: 8/25/2015		44.531	\$249,417	term in years:					
4557		Promenade at Castle Rock Metro District 2	\$0	0.000	\$0							0.000	\$0
				bond date:				term in years:					

~Negative levy & dollar (Temporary tax credit must go here. If the entity applied it to a component levy other than General Operating, please footnote.)

\*All entries in the column MUST be approved at election.

\*\*Election generally not required (some entity-specific exceptions); includes capital expenditures approved under 29-1-301(1.2), C.R.S.

\*\*\*Other special fund levies exempt from the 5.5% statutory revenue limitation. (NAME MUST BE FOOTNOTED).

## LOCAL IMPROVEMENT & SERVICE DISTRICTS

### TITLE 32 STATUTORY DISTRICTS WITH ONE OR MORE BOND LEVIES

(For each bond, you must show the bond date and number of years. See instructions to determine the districts authorized by Title 32)

Tax Auth#	DPT use ONLY	DISTRICT NAME	ASSESSED VALUATION  Nearest Ten Dollars	(1) GENERAL OPERATING (2) TEMPORARY TAX CREDIT		(3) CONTRACTUAL OBLIGATIONS* (4) BOND REDEMPTION* (Levies approved at election)		(5) REFUNDS/ABATEMENTS (6) OTHER***		(7) CAPITAL EXPENDITURE**		TOTAL ALL FUNDS	
				Levy (Mills)	Revenue (Dollars)	Levy (Mills)	Revenue (Dollars)	Levy (Mills)	Revenue (Dollars)	Levy (Mills)	Revenue (Dollars)	Levy (Mills)	Revenue (Dollars)
				(1)	(2)	(3)	(4)	(5)	(6)	(7)	(8)	(9)	(10)
4558		Promenade at Castle Rock Metro District 3	\$57,579,540	10.000	\$575,795							50.000	\$2,878,977
				bond date:				term in years:					
4418		Rampart Range Metro District 1	\$40	0.000	\$0							0.000	\$0
				bond date:				term in years:					
4608		Rampart Range Metro District 1 Debt Service	\$2,100	0.000	\$0							0.000	\$0
				bond date:				term in years:					
4419		Rampart Range Metro District 2	\$25,767,130	9.500	\$244,788							49.000	\$1,262,590
				bond date: 05/14/2019		1.000	\$25,767						
				bond date: 10/24/2017		2.388	\$61,532			term in years: 11			
						36.112	\$930,503			term in years: 30			
4420		Rampart Range Metro District 3	\$4,160	0.000	\$0							0.000	\$0
				bond date:				term in years:					
4421		Rampart Range Metro District 4	\$899,370	0.000	\$0							0.000	\$0
				bond date:				term in years:					
4422		Rampart Range Metro District 5	\$119,700	0.000	\$0							0.000	\$0
				bond date:				term in years:					
4423		Rampart Range Metro District 6	\$100	0.000	\$0							0.000	\$0
				bond date:				term in years:					

~Negative levy & dollar (Temporary tax credit must go here. If the entity applied it to a component levy other than General Operating, please footnote.)

\*All entries in the column MUST be approved at election.

\*\*Election generally not required (some entity-specific exceptions); includes capital expenditures approved under 29-1-301(1.2), C.R.S.

\*\*\*Other special fund levies exempt from the 5.5% statutory revenue limitation. (NAME MUST BE FOOTNOTED).

29-1-301(1.2), CRS

## LOCAL IMPROVEMENT & SERVICE DISTRICTS

### TITLE 32 STATUTORY DISTRICTS WITH ONE OR MORE BOND LEVIES

(For each bond, you must show the bond date and number of years. See instructions to determine the districts authorized by Title 32)

DPT Tax use Auth# ONLY	DISTRICT NAME	ASSESSED VALUATION  Nearest Ten Dollars	(1) GENERAL OPERATING (2) TEMPORARY TAX CREDIT		(3) CONTRACTUAL OBLIGATIONS* (4) BOND REDEMPTION* (Levies approved at election)		(5) REFUNDS/ABATEMENTS (6) OTHER***		(7) CAPITAL EXPENDITURE**		TOTAL ALL FUNDS	
			Levy (Mills)	Revenue (Dollars)	Levy (Mills)	Revenue (Dollars)	Levy (Mills)	Revenue (Dollars)	Levy (Mills)	Revenue (Dollars)	Levy (Mills)	Revenue (Dollars)
4474	Rampart Range Metro District 7	\$213,182,320	(1) 9.500 (2)	\$2,025,232	(5)						49.000	\$10,445,933
					(3)	1.000	\$213,182	(6)		(7)		
				bond date: 05/14/2019	(4)	2.388	\$509,079		term in years: 11			
				bond date: 10/24/2017	(4)	36.112	\$7,698,440		term in years: 30			
4475	Rampart Range Metro District 8	\$10	(1) 0.000 (2)	\$0	(5)						0.000	\$0
					(3)			(6)		(7)		
				bond date:	(4)				term in years:			
4476	Rampart Range Metro District 9	\$10	(1) 0.000 (2)	\$0	(5)						0.000	\$0
					(3)			(6)		(7)		
				bond date:	(4)				term in years:			
4450	Ravenna Metro District	\$20,865,290	(1) 4.000 (2)	\$83,461	(5)						77.715	\$1,621,546
					(3)			(6)		(7)		
				bond date: 11/16/2017	(4)	0.000	\$0		term in years: 33			
				bond date: 11/16/2017	(4)	73.715	\$1,538,085		term in years: 30			
4451	Reata North Metro District	\$35,047,390	(1) 1.000 (2)	\$35,047	(5)						21.000	\$735,995
					(3)	6.249	\$219,011	(6)		(7)		
				bond date: 11/28/2017	(3)	13.751	\$481,937		term in years: 20			
				bond date:	(4)				term in years:			
4582	Reata Ridge Village Metro District 1	\$1,846,500	(1) 17.798 (2)	\$32,864	(5)						47.678	\$88,037
					(3)	29.880	\$55,173	(6)		(7)		
				bond date:	(4)				term in years:			
4583	Reata Ridge Village Metro District 2	\$861,240	(1) 38.159 (2)	\$32,864	(5)						50.000	\$43,062
					(3)			(6)		(7)		
				bond date: 12/31/2019	(4)	0.000	\$0		term in years: 30			
				bond date: 12/31/2019	(4)	11.841	\$10,198		term in years: 30			

~Negative levy & dollar (Temporary tax credit must go here. If the entity applied it to a component levy other than General Operating, please footnote.)

\*All entries in the column MUST be approved at election.

\*\*Election generally not required (some entity-specific exceptions); includes capital expenditures approved under 29-1-301(1.2), C.R.S.

\*\*\*Other special fund levies exempt from the 5.5% statutory revenue limitation. (NAME MUST BE FOOTNOTED).

29-1-301(1.2), CRS

## LOCAL IMPROVEMENT & SERVICE DISTRICTS

### TITLE 32 STATUTORY DISTRICTS WITH ONE OR MORE BOND LEVIES

(For each bond, you must show the bond date and number of years. See instructions to determine the districts authorized by Title 32)

Tax Auth#	DPT use ONLY	DISTRICT NAME	ASSESSED VALUATION  Nearest Ten Dollars	(1) GENERAL OPERATING (2) TEMPORARY TAX CREDIT		(3) CONTRACTUAL OBLIGATIONS* (4) BOND REDEMPTION* (Levies approved at election)		(5) REFUNDS/ABATEMENTS (6) OTHER***		(7) CAPITAL EXPENDITURE**		TOTAL ALL FUNDS	
				Levy (Mills)	Revenue (Dollars)	Levy (Mills)	Revenue (Dollars)	Levy (Mills)	Revenue (Dollars)	Levy (Mills)	Revenue (Dollars)	Levy (Mills)	Revenue (Dollars)
4477		Reata South Metro District	\$22,372,410	(1) 5.274	\$117,992	(5) 58.017	\$1,297,980	(6)		(7)			
				(2) bond date: 3/6/2018		(3) 52.743	\$1,179,988	(4) term in years: 29					
4490		Regency Metro District	\$6,932,360	(1) 22.160	\$153,621	(5) 0.000	\$0	(6)		(7) 0.000	\$0	47.660	\$330,396
				(2) bond date: 06/21/2019	\$0	(3) 25.500	\$176,775	(4) term in years: 27					
4512		Remuda Ranch Metro District	\$40,170	(1) 0.000	\$0	(5) 0.000	\$0	(6)		(7)		0.000	\$0
				(2) bond date:		(3) bond date:		(4) term in years:					
4523		Robinson Ranch Metro District	\$3,620,840	(1) 11.000	\$39,829	(5) 0.000	\$0	(6)		(7) 0.000	\$0	35.000	\$126,729
				(2) bond date: 06/12/2018	\$0	(3) 24.000	\$86,900	(4) term in years: 19					
4606		Rock Canyon Metro District	\$0	(1) 15.104	\$0	(5) 65.453	\$0	(6)		(7)			\$0
				(2) bond date:		(3) bond date:		(4) term in years:					
				(2) bond date:		(3) 50.349	\$0	(4) term in years:					
4424		RockingHorse Metro District 1	\$760	(1) 0.000	\$0	(5) 0.000	\$0	(6)		(7)		0.000	\$0
				(2) bond date:		(3) bond date:		(4) term in years:					
4109		Roxborough Village Metro District	\$80,194,600	(1) 12.087	\$969,312	(5) 0.309	\$24,780	(6)		(7)		22.596	\$1,812,077
				(2) bond date: 10/24/2014		(3) 4.798	\$384,774	(4) term in years: 7					
				(2) bond date: 9/1/1993		(3) 5.402	\$433,211	(4) term in years: 28					

~Negative levy & dollar (Temporary tax credit must go here. If the entity applied it to a component levy other than General Operating, please footnote.)

\*All entries in the column MUST be approved at election.

\*\*Election generally not required (some entity-specific exceptions); includes capital expenditures approved under 29-1-301(1.2), C.R.S.

\*\*\*Other special fund levies exempt from the 5.5% statutory revenue limitation. (NAME MUST BE FOOTNOTED).

29-1-301(1.2), CRS

# **LOCAL IMPROVEMENT & SERVICE DISTRICTS** **TITLE 32 STATUTORY DISTRICTS WITH ONE OR MORE BOND LEVIES**

(For each bond, you must show the bond date and number of years. See instructions to determine the districts authorized by Title 32)

DPT Tax use Auth# ONLY	DISTRICT NAME	ASSESSED VALUATION  Nearest Ten Dollars	(1) GENERAL OPERATING (2) TEMPORARY TAX CREDIT		(3) CONTRACTUAL OBLIGATIONS* (4) BOND REDEMPTION* (Levies approved at election)		(5) REFUNDS/ABATEMENTS (6) OTHER***		(7) CAPITAL EXPENDITURE**		TOTAL ALL FUNDS	
			Levy (Mills)	Revenue (Dollars)	Levy (Mills)	Revenue (Dollars)	Levy (Mills)	Revenue (Dollars)	Levy (Mills)	Revenue (Dollars)	Levy (Mills)	Revenue (Dollars)
4562	Salisbury Heights Metro District	\$4,297,570	(1) 9.047 (2)	\$38,880	(3)		(5)		(6)		47.678	\$204,900
				bond date: 5/3/2017	(4)	17.423	\$74,877	term in years: 30				
				bond date: 5/3/2017	(4)	21.208	\$91,143	term in years: 30				
4478	Sierra Ridge Metro District 1	\$0	(1) 0.000 (2)	\$0	(3)		(5)		(6)		0.000	\$0
				bond date:	(4)			term in years:				
4479	Sierra Ridge Metro District 2	\$33,434,620	(1) 10.918 (2)	\$365,039	(3)		(5)		(6)		65.509	\$2,190,268
				bond date: 6/2/2016	(4)	0.000	\$0	term in years: 30				
				bond date: 6/2/2016	(4)	54.591	\$1,825,229	term in years: 30				
4433	Solitude Metro District	\$924,380	(1) 5.000 (2)	\$4,622	(3)		(5)		(6)		50.000	\$46,219
				bond date: 6/12/2006	(4)	45.000	\$41,597	term in years: 22				
4408	South Meridian Metro District	\$16,531,550	(1) 14.480 (2)	\$239,377	(3)		(5)		(6)		20.480	\$338,566
				bond date: 7/20/2016	(4)	6.000	\$99,189	term in years: 20				
4410	South Meridian Metro District Debt Service	\$18,393,870	(1) 0.000 (2)	\$0	(3)		(5)		(6)		6.000	\$110,363
				bond date: 7/20/2016	(4)	6.000	\$110,363	term in years: 20				
4416	South Meridian Metro District Debt Service 2	\$10,667,890	(1) 0.000 (2)	\$0	(3)		(5)		(6)		0.000	\$0
				bond date:	(4)			term in years:				
4531	South Meridian Metro District Debt Service 3	\$6,627,470	(1) 0.000 (2)	\$0	(3)		(5)		(6)		6.000	\$39,765
				bond date: 7/20/2016	(4)	6.000	\$39,765	term in years: 20				

-Negative levy & dollar (Temporary tax credit must go here. If the entity applied it to a component levy other than General Operating, please footnote.)

\*All entries in the column MUST be approved at election.

\*\*Election generally not required (some entity-specific exceptions); includes capital expenditures approved under 29-1-301(1.2), C.R.S.

\*\*\*Other special fund levies exempt from the 5.5% statutory revenue limitation. (NAME MUST BE FOOTNOTED).

29-1-301(1.2), CRS

**LOCAL IMPROVEMENT & SERVICE DISTRICTS**  
**TITLE 32 STATUTORY DISTRICTS WITH ONE OR MORE BOND LEVIES**

(For each bond, you must show the bond date and number of years. See instructions to determine the districts authorized by Title 32)

DPT Tax use Auth# ONLY	DISTRICT NAME	ASSESSED VALUATION  Nearest Ten Dollars	(1) GENERAL OPERATING (2) TEMPORARY TAX CREDIT		(3) CONTRACTUAL OBLIGATIONS* (4) BOND REDEMPTION* (Levies approved at election)		(5) REFUNDS/ABATEMENTS (6) OTHER***		(7) CAPITAL EXPENDITURE**		TOTAL ALL FUNDS	
			Levy (Mills)	Revenue (Dollars)	Levy (Mills)	Revenue (Dollars)	Levy (Mills)	Revenue (Dollars)	Levy (Mills)	Revenue (Dollars)	Levy (Mills)	Revenue (Dollars)
4502	South Santa Fe Metro District 1	\$80	(1) 0.000 (2)	\$0	(5)  (6)						0.000	\$0
			bond date:		(4)		term in years:					
4503	South Santa Fe Metro District 2	\$258,600	(1) 0.000 (2)	\$0	(5)  (6)						0.000	\$0
			bond date:		(4)		term in years:					
4452	Southeast Public Improv Metro District	\$866,198,770	(1) 2.000 (2)	\$1,732,398	(5)  (6)						2.000	\$1,732,398
			bond date:		(4)		term in years:					
4547	Sterling Ranch Colorado Metro District 1	\$7,900	(1) 0.000 (2)	\$0	(5)  (6)						0.000	\$0
			bond date:		(4)		term in years:					
4548	Sterling Ranch Colorado Metro District 2	\$23,728,060	(1) 33.398 (2)	\$792,470	(5)  (6)						89.062	\$2,113,269
			bond date: 12/30/2015		(4)	0.000	\$0	term in years: 30				
			bond date: 12/30/2015		(4)	55.664	\$1,320,799	term in years:				
4549	Sterling Ranch Colorado Metro District 3	\$3,160,430	(1) 33.398 (2)	\$105,552	(5)  (6)						89.062	\$281,474
			bond date: 12/14/2017		(4)	0.000	\$0	term in years: 30				
			bond date: 12/30/2015		(4)	55.664	\$175,922	term in years:				
4607	Sterling Ranch Colorado Metro District 3 Debt Svc	\$28,490	(1) 0.000 (2)	\$0	(5)  (6)						55.664	\$1,586
			bond date: 12/14/2017		(4)	0.000	\$0	term in years: 30				
			bond date: 12/14/2017		(4)	55.664	\$1,586	term in years: 30				

~Negative levy & dollar (Temporary tax credit must go here. If the entity applied it to a component levy other than General Operating, please footnote.)

\*All entries in the column MUST be approved at election.

\*\*Election generally not required (some entity-specific exceptions); includes capital expenditures approved under 29-1-301(1.2), C.R.S.

\*\*\*Other special fund levies exempt from the 5.5% statutory revenue limitation. (NAME MUST BE FOOTNOTED).

29-1-301(1.2), CRS



## LOCAL IMPROVEMENT & SERVICE DISTRICTS

### TITLE 32 STATUTORY DISTRICTS WITH ONE OR MORE BOND LEVIES

(For each bond, you must show the bond date and number of years. See instructions to determine the districts authorized by Title 32)

Tax Auth#	DPT use ONLY	DISTRICT NAME	ASSESSED VALUATION  Nearest Ten Dollars	(1) GENERAL OPERATING (2) TEMPORARY TAX CREDIT		(3) CONTRACTUAL OBLIGATIONS* (4) BOND REDEMPTION* (Levies approved at election)		(5) REFUNDS/ABATEMENTS (6) OTHER***		(7) CAPITAL EXPENDITURE**		TOTAL ALL FUNDS	
				Levy (Mills)	Revenue (Dollars)	Levy (Mills)	Revenue (Dollars)	Levy (Mills)	Revenue (Dollars)	Levy (Mills)	Revenue (Dollars)	Levy (Mills)	Revenue (Dollars)
4550		Sterling Ranch Colorado Metro District 4	\$7,900	(1) 89.062 (2)	\$704	(3)		(5) (6)		(7)		89.062	\$704
				bond date:		(4)		term in years:					
4551		Sterling Ranch Colorado Metro District 5	\$7,900	(1) 0.000 (2)	\$0	(3)		(5) (6)		(7)		0.000	\$0
				bond date:		(4)		term in years:					
4552		Sterling Ranch Colorado Metro District 6	\$7,900	(1) 0.000 (2)	\$0	(3)		(5) (6)		(7)		0.000	\$0
				bond date:		(4)		term in years:					
4553		Sterling Ranch Colorado Metro District 7	\$1,242,030	(1) 40.000 (2)	\$49,681	(3)		(5) (6)		(7)		40.000	\$49,681
				bond date:		(4)		term in years:					
4442		Stone Canon Ranch Metro District	\$1,859,410	(1) 48.137 (2)	\$89,506	(3)		(5) (6)	0.000	\$0		80.000	\$148,752
				bond date: 2004		(4)	31.863	term in years: 20					
							\$59,246						
4565		Stone Creek Metro District	\$5,215,040	(1) 11.132 (2)	\$58,054	(3)		(5) (6)		(7)		66.796	\$348,344
				bond date: 3/6/2018		(4)	0.000	term in years: 29					
				bond date: 3/6/2018		(4)	55.664	term in years: 29					
							\$290,290						
4065		Stonegate Village Metro District	\$95,768,070	(1) 0.704 (2)	\$67,421	(3)		(5) (6)		(7)		25.704	\$2,461,623
				bond date: 4/21/2015		(3)	10.022	term in \$10					
				bond date:		(4)	14.978	term in years:					
							\$959,788						
							\$1,434,414						
4491		Tallman Gulch Metro District	\$4,993,440	(1) 5.528 (2)	\$27,604	(3)		(5) (6)	0.000	\$0		58.741	\$293,320
				bond date: 01/12/2018		(4)	53.213	term in years: 29		0.000	\$0		

~Negative levy & dollar (Temporary tax credit must go here. If the entity applied it to a component levy other than General Operating, please footnote.)

\*All entries in the column MUST be approved at election.

\*\*Election generally not required (some entity-specific exceptions); includes capital expenditures approved under 29-1-301(1.2), C.R.S.

\*\*\*Other special fund levies exempt from the 5.5% statutory revenue limitation. (NAME MUST BE FOOTNOTED).

29-1-301(1.2), CRS

## LOCAL IMPROVEMENT & SERVICE DISTRICTS

### TITLE 32 STATUTORY DISTRICTS WITH ONE OR MORE BOND LEVIES

(For each bond, you must show the bond date and number of years. See instructions to determine the districts authorized by Title 32)

Tax Auth#	DPT use ONLY	DISTRICT NAME	ASSESSED VALUATION  Nearest Ten Dollars	(1) GENERAL OPERATING (2) TEMPORARY TAX CREDIT		(3) CONTRACTUAL OBLIGATIONS* (4) BOND REDEMPTION* (Levies approved at election)		(5) REFUNDS/ABATEMENTS (6) OTHER***		(7) CAPITAL EXPENDITURE**		TOTAL ALL FUNDS	
				Levy (Mills)	Revenue (Dollars)	Levy (Mills)	Revenue (Dollars)	Levy (Mills)	Revenue (Dollars)	Levy (Mills)	Revenue (Dollars)	Levy (Mills)	Revenue (Dollars)
4597		The Yard Metro District	\$1,623,280	(1) 0.000 (2)	\$0	(5)		(6)		(7)		0.000	\$0
				bond date:		(4)		term in years:					
4598		Timbers Metro District	\$6,335,740	(1) 5.000 (2) 0.000	\$31,679 \$0	(5) 0.000 (6)	\$0	(7)		0.000	\$0	30.000	\$190,073
				bond date: 9/24/2018		(4) 25.000	\$158,394	term in years: 35					
4610		Town of Castle Rock Festival Park Commons GID	\$287,430	(1) 0.000 (2)	\$0	(5)		(6)		(7)		0.000	\$0
				bond date:		(4)		term in years:					
4572		Trails at Crowfoot Metro District 1	\$5,189,780	(1) 10.069 (2)	\$52,256	(5)		(6)		(7)		77.535	\$402,389
				bond date:		(3) 5.034	\$26,125	term in					
				bond date: 07/01/2019		(3) 5.034	\$26,125	term in					
				bond date:		(4)		term in years:					
4573		Trails at Crowfoot Metro District 2	\$50	(1) 10.069 (2)	\$1	(5)		(6)		(7)		77.535	\$4
				bond date:		(3) 5.034	\$0	term in					
				bond date:		(3) 5.034	\$0	term in					
				bond date:		(4)		term in years:					
4574		Trails at Crowfoot Metro District 3	\$449,690	(1) 10.069 (2)	\$4,528	(5)		(6)		(7)		77.535	\$34,867
				bond date:		(3) 5.034	\$2,264	term in					
				bond date: 07/30/2019		(4) 0.000	\$0	term in years: 30					
				bond date: 07/30/2019		(4) 57.398	\$25,811	term in years: 30					

-Negative levy & dollar (Temporary tax credit must go here. If the entity applied it to a component levy other than General Operating, please footnote.)

\*All entries in the column MUST be approved at election.

\*\*Election generally not required (some entity-specific exceptions); includes capital expenditures approved under 29-1-301(1.2), C.R.S.

\*\*\*Other special fund levies exempt from the 5.5% statutory revenue limitation. (NAME MUST BE FOOTNOTED).

29-1-301(1.2), CRS

**LOCAL IMPROVEMENT & SERVICE DISTRICTS**  
**TITLE 32 STATUTORY DISTRICTS WITH ONE OR MORE BOND LEVIES**

(For each bond, you must show the bond date and number of years. See instructions to determine the districts authorized by Title 32)

Tax Auth#	DPT use ONLY	DISTRICT NAME	ASSESSED VALUATION  Nearest Ten Dollars	(1) GENERAL OPERATING (2) TEMPORARY TAX CREDIT		(3) CONTRACTUAL OBLIGATIONS* (4) BOND REDEMPTION* (Levies approved at election)		(5) REFUNDS/ABATEMENTS (6) OTHER***		(7) CAPITAL EXPENDITURE**		TOTAL ALL FUNDS	
				Levy (Mills)	Revenue (Dollars)	Levy (Mills)	Revenue (Dollars)	Levy (Mills)	Revenue (Dollars)	Levy (Mills)	Revenue (Dollars)	Levy (Mills)	Revenue (Dollars)
4522		Two Bridges Metro District	\$2,359,300	(1) 15.250	\$35,979	(5)						65.348	\$154,175
				(2)		(3)		(6)		(7)			
					bond date: 8/23/2018	(4)	0.000	\$0	term in years: 30				
					bond date: 8/23/2018	(4)	50.098	\$118,196	term in years: 30				
4544		Village on the Green Metro District 1	\$2,841,780	(1) 7.000	\$19,892	(5)						47.195	\$134,117
				(2)		(3)		(6)		(7)			
					bond date: 11/20/2015	(4)	40.195	\$114,225	term in years: 30				
4073		Villages at Castle Rock Metro District 4	\$1,187,210	(1) 4.402	\$5,226	(5)						4.402	\$5,226
				(2)		(3)		(6)		(7)			
					bond date:	(4)			term in years:				
4075		Villages at Castle Rock Metro District 6	\$34,578,230	(1) 11.132	\$384,925	(5)						76.796	\$2,655,470
				(2)		(3)		(6)		(7)			
					bond date: 12/21/2007	(4)	55.664	\$1,924,763	term in years: 30				
4076		Villages at Castle Rock Metro District 7	\$27,350,640	(1) 5.295	\$144,822	(5)						15.695	\$429,269
				(2)		(3)		(6)		(7)			
					bond date: 9/29/2005	(4)	10.400	\$284,447	term in years: 20				
4101		Villages at Castle Rock Metro District 9	\$80,080	(1) 87.842	\$7,034	(5)						87.842	\$7,034
				(2)		(3)		(6)		(7)			
					bond date:	(4)			term in years:				
4590		Villas Metro District	\$2,339,860	(1) 21.380	\$50,026	(5)						74.831	\$175,094
				(2)		(3)		(6)		(7)			
					bond date: 8/30/2018	(4)	0.000	\$0	term in years: 30				
					bond date: 8/30/2018	(4)	53.451	\$125,068	term in years: 30				
4495		Westcreek Metro District 1	\$918,030	(1) 5.566	\$5,110	(5)						38.965	\$35,771
				(2)		(3)		(6)		(7)			
					bond date:	(4)			term in years:				

-Negative levy & dollar (Temporary tax credit must go here. If the entity applied it to a component levy other than General Operating, please footnote.)

\*All entries in the column MUST be approved at election.

\*\*Election generally not required (some entity-specific exceptions); includes capital expenditures approved under 29-1-301(1.2), C.R.S.

\*\*\*Other special fund levies exempt from the 5.5% statutory revenue limitation. (NAME MUST BE FOOTNOTED).

29-1-301(1.2), CRS

**LOCAL IMPROVEMENT & SERVICE DISTRICTS**  
**TITLE 32 STATUTORY DISTRICTS WITH ONE OR MORE BOND LEVIES**  
(For each bond, you must show the bond date and number of years. See instructions to determine the districts authorized by Title 32)

Tax Auth#	DPT use <u>ONLY</u>	DISTRICT NAME	ASSESSED VALUATION  Nearest Ten Dollars	(1) GENERAL OPERATING (2) TEMPORARY TAX CREDIT		(3) CONTRACTUAL OBLIGATIONS* (4) BOND REDEMPTION* (Levies approved at election)		(5) REFUNDS/ABATEMENTS (6) OTHER***		(7) CAPITAL EXPENDITURE**		TOTAL ALL FUNDS	
				Levy (Mills)	Revenue (Dollars)	Levy (Mills)	Revenue (Dollars)	Levy (Mills)	Revenue (Dollars)	Levy (Mills)	Revenue (Dollars)	Levy (Mills)	Revenue (Dollars)
4496		Westcreek Metro District 2	\$1,953,570	(1) 10.000	\$19,536	(5)						50.000	\$97,679
				(2)		(3)		(6)		(7)			
				bond date: 04/03/2019		(4)	40.000	\$78,143	term in years: 29				
4081		Westfield Metro District 1	\$58,170	(1) 0.000	\$0	(5)						10.000	\$582
				(2)		(3)		(6)	10.000	\$582	(7)		
				bond date:		(4)		term in years:					
4087		Westfield Metro District 2	\$8,160	(1) 0.000	\$0	(5)						10.000	\$82
				(2)		(3)		(6)	10.000	\$82	(7)		
				bond date:		(4)		term in years:					
TOTAL Metro Districts			\$6,049,419,390	(1) 2,129.631	\$52,089,354	(5)		3.543	\$401,998			6,721.895	\$135,548,083
				(2) (15.000)	\$(50,677)	(3)	890.985	\$20,543,500	(6)	30.000	\$96,458	(7) 0.000	\$0
						(4)	3,682.736	\$62,467,450					

~Negative levy & dollar (Temporary tax credit must go here. If the entity applied it to a component levy other than General Operating, please footnote.)

\*All entries in the column MUST be approved at election.

\*\*Election generally not required (some entity-specific exceptions); includes capital expenditures approved under 29-1-301(1.2), C.R.S.

\*\*\*Other special fund levies exempt from the 5.5% statutory revenue limitation. (NAME MUST BE FOOTNOTED).

29-1-301(1.2), CRS

**LOCAL IMPROVEMENT & SERVICE DISTRICTS**  
**TITLE 32 STATUTORY DISTRICTS WITH ONE OR MORE BOND LEVIES**  
(For each bond, you must show the bond date and number of years. See instructions to determine the districts authorized by Title 32)

Tax Auth#	DPT use ONLY	DISTRICT NAME	ASSESSED VALUATION	(1) GENERAL OPERATING		(3) CONTRACTUAL OBLIGATIONS*		(5) REFUNDS/ABATEMENTS		(7) CAPITAL EXPENDITURE**		TOTAL ALL FUNDS	
				(2) TEMPORARY TAX CREDIT	(4) BOND REDEMPTION* (Levies approved at election)	(6) OTHER***	(7) CAPITAL EXPENDITURE**	(2) TEMPORARY TAX CREDIT	(4) BOND REDEMPTION* (Levies approved at election)	(6) OTHER***	(7) CAPITAL EXPENDITURE**	(2) TEMPORARY TAX CREDIT	(4) BOND REDEMPTION* (Levies approved at election)
			Nearest Ten Dollars	Levy (Mills)	Revenue (Dollars)	Levy (Mills)	Revenue (Dollars)	Levy (Mills)	Revenue (Dollars)	Levy (Mills)	Revenue (Dollars)	Levy (Mills)	Revenue (Dollars)
Recreation Districts													
4008		McArthur Ranch Metro Recreation District	\$6,804,180	3.053	\$20,773							3.053	\$20,773

-Negative levy & dollar (Temporary tax credit must go here. If the entity applied it to a component levy other than General Operating, please footnote.)

\*All entries in the column MUST be approved at election .

\*\*Election generally not required (some entity-specific exceptions); includes capital expenditures approved under 29-1-301(1.2), C.R.S.

\*\*\*Other special fund levies exempt from the 5.5% statutory revenue limitation. (NAME MUST BE FOOTNOTED).

29-1-301(1.2), CRS

LOCAL IMPROVEMENT & SERVICE DISTRICTS  
TITLE 32 STATUTORY DISTRICTS WITH ONE OR MORE BOND LEVIES

(For each bond, you must show the bond date and number of years. See instructions to determine the districts authorized by Title 32)

DPT Tax use Auth# ONLY	DISTRICT NAME	ASSESSED VALUATION  Nearest Ten Dollars	(1) GENERAL OPERATING (2) TEMPORARY TAX CREDIT		(3) CONTRACTUAL OBLIGATIONS* (4) BOND REDEMPTION* (Levies approved at election)		(5) REFUNDS/ABATEMENTS (6) OTHER***		(7) CAPITAL EXPENDITURE**		TOTAL ALL FUNDS	
			Levy (Mills)	Revenue (Dollars)	Levy (Mills)	Revenue (Dollars)	Levy (Mills)	Revenue (Dollars)	Levy (Mills)	Revenue (Dollars)	Levy (Mills)	Revenue (Dollars)
Fire Protection Districts												
4034	Castle Rock Fire Protection District	\$79,234,450	(1) 0.000 (2) 0.000 bond date:	\$0 \$0	(3) 11.600	\$919,120	(5) 0.000 (6) 0.000 term in years:	\$0	(7) 0.000	\$0	11.600	\$919,120
4009	Franktown Fire Protection District	\$217,889,860	(1) 13.000 (2) 13.000 bond date:	\$2,832,568	(3) 13.111	\$2,856,754	(5) 0.111 (6) 0.111 term in years:	\$24,186	(7) 0.111	\$24,186	13.111	\$2,856,754
4033	Jackson 105 Fire Protection District	\$53,422,640	(1) 12.110 (2) 12.110 bond date:	\$646,948	(3) 12.110	\$646,948	(5) 12.110 (6) 12.110 term in years:		(7) 12.110		12.110	\$646,948
4004	Larkspur Fire Protection District	\$158,573,700	(1) 17.129 (2) 17.129 bond date: not given	\$2,716,209	(3) 1.823	\$289,080	(5) 0.048 (6) 0.048 term in years:	\$7,612	(7) 0.048	\$7,612	19.000	\$3,012,901
4380	Mountain Communities F.P.D.	\$5,531,350	(1) 8.582 (2) 0.000 bond date:	\$47,470 \$0	(3) 8.582	\$47,470	(5) 8.582 (6) 8.582 term in years:		(7) 8.582		8.582	\$47,470
4472	North Fork Fire Protection District	\$2,361,080	(1) 12.083 (2) 0.000 bond date:	\$28,529 \$0	(3) 12.083	\$28,529	(5) 0.000 (6) 0.000 term in years:	\$0	(7) 0.000	\$0	12.083	\$28,529
4014	South Metro Fire Rescue Fire Protection District	\$5,291,056,260	(1) 9.250 (2) 9.250 bond date:	\$48,942,270	(3) 9.250	\$48,942,270	(5) 9.250 (6) 9.250 term in years:		(7) 9.250		9.250	\$48,942,270
4032	West Douglas County Fire Protection District	\$68,198,680	(1) 7.210 (2) (1.000) bond date:	\$491,712 \$(68,199)	(3) 8.350	\$569,458	(5) 2.140 (6) 2.140 term in years:	\$145,945	(7) 2.140	\$145,945	8.350	\$569,458

-Negative levy & dollar (Temporary tax credit must go here. If the entity applied it to a component levy other than General Operating, please footnote.)

\*All entries in the column MUST be approved at election.

\*\*Election generally not required (some entity-specific exceptions); includes capital expenditures approved under 29-1-301(1.2), C.R.S.

\*\*\*Other special fund levies exempt from the 5.5% statutory revenue limitation. (NAME MUST BE FOOTNOTED).

29-1-301(1.2), CRS

**LOCAL IMPROVEMENT & SERVICE DISTRICTS**  
**TITLE 32 STATUTORY DISTRICTS WITH ONE OR MORE BOND LEVIES**  
(For each bond, you must show the bond date and number of years. See instructions to determine the districts authorized by Title 32)

Tax Auth#	DPT use <u>ONLY</u>	DISTRICT NAME	ASSESSED VALUATION  Nearest Ten Dollars	(1) GENERAL OPERATING (2) TEMPORARY TAX CREDIT		(3) CONTRACTUAL OBLIGATIONS* (4) BOND REDEMPTION* (Levies approved at election)		(5) REFUNDS/ABATEMENTS (6) OTHER***		(7) CAPITAL EXPENDITURE**		TOTAL ALL FUNDS	
				Levy (Mills)	Revenue (Dollars)	Levy (Mills)	Revenue (Dollars)	Levy (Mills)	Revenue (Dollars)	Levy (Mills)	Revenue (Dollars)	Levy (Mills)	Revenue (Dollars)
				(1)	(2)	(3)	(4)	(5)	(6)	(7)	(8)	(9)	(10)
4402		West Metro Fire Protection District	\$153,944,660	12.439	\$1,914,918			0.100	\$15,394			13.268	\$2,042,538
								0.000	\$0				
				bond date: 4/21/2016		0.113	\$17,396	term in years:					
				bond date: 4/30/2013		0.616	\$94,830	term in years:					
TOTAL Fire Protection Districts			\$6,030,212,680	91.803	\$57,620,624			0.259	\$47,192			107.354	\$59,065,988
				(1.000)	\$(68,199)	11.600	\$919,120	0.000	\$0	2.140	\$145,945		
						2.552	\$401,306						

-Negative levy & dollar (Temporary tax credit must go here. If the entity applied it to a component levy other than General Operating, please footnote.)  
\*All entries in the column MUST be approved at election .  
\*\*Election generally not required (some entity-specific exceptions); includes capital expenditures approved under 29-1-301(1.2), C.R.S.  
\*\*\*Other special fund levies exempt from the 5.5% statutory revenue limitation. (NAME MUST BE FOOTNOTED).

29-1-301(1.2), CRS

**LOCAL IMPROVEMENT & SERVICE DISTRICTS**  
**TITLE 32 STATUTORY DISTRICTS WITH ONE OR MORE BOND LEVIES**  
(For each bond, you must show the bond date and number of years. See instructions to determine the districts authorized by Title 32)

Tax Auth#	DPT use <u>ONLY</u>	DISTRICT NAME	ASSESSED VALUATION  Nearest Ten Dollars	(1) GENERAL OPERATING (2) TEMPORARY TAX CREDIT		(3) CONTRACTUAL OBLIGATIONS* (4) BOND REDEMPTION* (Levies approved at election)		(5) REFUNDS/ABATEMENTS (6) OTHER***		(7) CAPITAL EXPENDITURE**		TOTAL ALL FUNDS	
				Levy (Mills)	Revenue (Dollars)	Levy (Mills)	Revenue (Dollars)	Levy (Mills)	Revenue (Dollars)	Levy (Mills)	Revenue (Dollars)	Levy (Mills)	Revenue (Dollars)
Water Districts													
4398		Chatfield South Water District	\$6,947,160	(1) 5.000	\$34,736	(5) 0.000	\$0	(6) 0.000	\$0	(7) 0.000	\$0	5.000	\$34,736
				(2) 0.000	\$0	(3)		(4)					
				bond date:		term in years:							
4393		Southgate Water Bond Debt Service	\$2,984,410	(1) 0.000	\$0	(5)		(6)		(7)		0.000	\$0
				(2)		(3)		(4)					
				bond date:		term in years:							
4023		Southgate Water District	\$884,071,870	(1) 0.000	\$0	(5)		(6)		(7)		0.000	\$0
				(2)		(3)		(4)					
				bond date:		term in years:							
4029		Westcreek Lakes Water District	\$2,186,470	(1) 15.312	\$33,479	(5)		(6)		(7)		15.312	\$33,479
				(2)		(3)		(4)					
				bond date:		term in years:							
TOTAL Water Districts				(1) \$896,189,910	20.312	\$68,215	(5) 0.000	\$0	(6)	(7) 0.000	\$0	20.312	\$68,215
				(2) 0.000	\$0	(3)		(4)					
						(4)							

-Negative levy & dollar (Temporary tax credit must go here. If the entity applied it to a component levy other than General Operating, please footnote.)

\*All entries in the column MUST be approved at election.

\*\*Election generally not required (some entity-specific exceptions); includes capital expenditures approved under 29-1-301(1.2), C.R.S.

\*\*\*Other special fund levies exempt from the 5.5% statutory revenue limitation. (NAME MUST BE FOOTNOTED).

29-1-301(1.2), CRS



**LOCAL IMPROVEMENT & SERVICE DISTRICTS**  
**TITLE 32 STATUTORY DISTRICTS WITH ONE OR MORE BOND LEVIES**  
(For each bond, you must show the bond date and number of years. See instructions to determine the districts authorized by Title 32)

Tax Auth#	DPT use ONLY	DISTRICT NAME	ASSESSED VALUATION	(1) GENERAL OPERATING (2) TEMPORARY TAX CREDIT		(3) CONTRACTUAL OBLIGATIONS* (4) BOND REDEMPTION* (Levies approved at election)		(5) REFUNDS/ABATEMENTS (6) OTHER***		(7) CAPITAL EXPENDITURE**		TOTAL ALL FUNDS		
				Levy (Mills)	Revenue (Dollars)	Levy (Mills)	Revenue (Dollars)	Levy (Mills)	Revenue (Dollars)	Levy (Mills)	Revenue (Dollars)	Levy (Mills)	Revenue (Dollars)	
Water & Sanitation Districts														
4013		Castleton Center Water & Sanitation District	\$10,402,250	(1)	15.376	\$159,945	(5)					15.376	\$159,945	
				(2)			(3)			(6)		(7)		
				bond date:		(4)		term in years:						
4058		Centennial Water & Sanitation District	\$4,820	(1)	0.000	\$0	(5)					0.000	\$0	
				(2)			(3)			(6)		(7)		
				bond date:		(4)		term in years:						
4047		Cottonwood Water & Sanitation District	\$135,116,960	(1)	0.000	\$0	(5)	0.000	\$0			14.000	\$1,891,637	
				(2)	0.000	\$0	(3)			(6)		(7)	0.000	\$0
				bond date: 11/9/2016		(4)	3.780	\$510,742	term in years: 10					
				bond date: 06/03/2019		(4)	4.865	\$657,344	term in years: 6					
				bond date: 11/2/2006		(4)	5.355	\$723,551	term in years: 21					
4594		Cottonwood Water & Sanitation District Debt Svc	\$190	(1)	0.000	\$0	(5)	0.000	\$0			14.000	\$3	
				(2)	0.000	\$0	(3)			(6)		(7)	0.000	\$0
				bond date: 11/9/2016		(4)	3.780	\$1	term in years: 10					
				bond date: 06/03/2019		(4)	4.865	\$1	term in years: 6					
				bond date: 11/2/2006		(4)	5.355	\$1	term in years: 21					
4011		Denver SE Suburban Water & Sanitation District	\$237,720,130	(1)	0.000	\$0	(5)					0.000	\$0	
				(2)			(3)			(6)		(7)		
				bond date:		(4)		term in years:						
4457		Dominion Water & Sanitation District	\$80	(1)	0.000	\$0	(5)					0.000	\$0	
				(2)			(3)			(6)		(7)		
				bond date:		(4)		term in years:						

-Negative levy & dollar (Temporary tax credit must go here. If the entity applied it to a component levy other than General Operating, please footnote.)

\*All entries in the column MUST be approved at election.

\*\*Election generally not required (some entity-specific exceptions); includes capital expenditures approved under 29-1-301(1.2), C.R.S.

\*\*\*Other special fund levies exempt from the 5.5% statutory revenue limitation. (NAME MUST BE FOOTNOTED).

29-1-301(1.2), CRS

## LOCAL IMPROVEMENT & SERVICE DISTRICTS

### TITLE 32 STATUTORY DISTRICTS WITH ONE OR MORE BOND LEVIES

(For each bond, you must show the bond date and number of years. See instructions to determine the districts authorized by Title 32)

Tax Auth#	DPT use ONLY	DISTRICT NAME	ASSESSED VALUATION  Nearest Ten Dollars	(1) GENERAL OPERATING (2) TEMPORARY TAX CREDIT		(3) CONTRACTUAL OBLIGATIONS* (4) BOND REDEMPTION* (Levies approved at election)		(5) REFUNDS/ABATEMENTS (6) OTHER***		(7) CAPITAL EXPENDITURE**		TOTAL ALL FUNDS	
				Levy (Mills)	Revenue (Dollars)	Levy (Mills)	Revenue (Dollars)	Levy (Mills)	Revenue (Dollars)	Levy (Mills)	Revenue (Dollars)	Levy (Mills)	Revenue (Dollars)
4020		Inverness Water & Sanitation District	\$107,873,670	(1) 0.000	\$0	(5) 0.000	\$0	(6) 0.000	\$0	(7) 0.000	\$0	4.500	\$485,432
				(2) 0.000	\$0	(3) bond date: 9/5/2014	0.407	(4) bond date: 4/3/2012	\$43,905	(5) term in years:			
						(4) bond date: 4/3/2012	4.093	(4) term in years: 10	\$441,527				
4517		Inverness Water & Sanitation District Debt Service	\$2,518,370	(1) 0.000	\$0	(5) 0.000	\$0	(6) 0.000	\$0	(7) 0.000	\$0	4.500	\$11,333
				(2) 0.000	\$0	(3) bond date: 09/05/2014	0.407	(4) bond date: 04/03/2012	\$1,025	(5) term in years: 26			
						(4) bond date: 04/03/2012	4.093	(4) term in years: 10	\$10,308				
4559		Inverness Water & Sanitation District Debt Svc 2	\$5,510,410	(1) 0.000	\$0	(5) 0.000	\$0	(6) 0.000	\$0	(7) 0.000	\$0	4.500	\$24,797
				(2) 0.000	\$0	(3) bond date: 09/05/2014	0.407	(4) bond date: 04/03/2012	\$2,243	(5) term in years: 26			
						(4) bond date: 04/03/2012	4.093	(4) term in years: 10	\$22,554				
4515		Louviers Water & Sanitation District	\$2,770,290	(1) 10.000	\$27,703	(5) 0.000	\$0	(6) 0.000	\$0	(7) 0.000	\$0	20.795	\$57,609
				(2) 0.000	\$0	(3) bond date: 10/18/2012	4.368	(4) bond date: 11/4/2009	\$12,101	(5) term in years: 31			
						(4) bond date: 11/4/2009	6.427	(4) term in years: 40	\$17,805				
4053		Northern Douglas County Water & San District	\$83,938,040	(1) 12.806	\$1,074,911	(5) 0.000	\$0	(6) 0.000	\$0	(7) 0.000	\$0	12.806	\$1,074,911
				(2) 0.000	\$0	(3) bond date:		(4) term in years:					
4022		Parker Water & Sanitation District	\$791,908,310	(1) 1.727	\$1,367,626	(5) 0.000	\$0	(6) 0.000	\$0	(7) 0.000	\$0	8.645	\$6,846,048
				(2) (0.282)	\$(223,318)	(3) bond date:	7.200	(4) term in years:	\$5,701,740				
4003		Perry Park Water & Sanitation District	\$78,975,450	(1) 5.614	\$443,368	(5) 0.000	\$0	(6) 0.000	\$0	(7) 0.000	\$0	5.614	\$443,368
				(2) 0.000	\$0	(3) bond date:		(4) term in years:					

~Negative levy & dollar (Temporary tax credit must go here. If the entity applied it to a component levy other than General Operating, please footnote.)

\*All entries in the column MUST be approved at election.

\*\*Election generally not required (some entity-specific exceptions); includes capital expenditures approved under 29-1-301(1.2), C.R.S.

\*\*\*Other special fund levies exempt from the 5.5% statutory revenue limitation. (NAME MUST BE FOOTNOTED).

29-1-301(1.2), CRS

**LOCAL IMPROVEMENT & SERVICE DISTRICTS**  
**TITLE 32 STATUTORY DISTRICTS WITH ONE OR MORE BOND LEVIES**  
(For each bond, you must show the bond date and number of years. See instructions to determine the districts authorized by Title 32)

DPT Tax use Auth# ONLY	DISTRICT NAME	ASSESSED VALUATION  Nearest Ten Dollars	(1) GENERAL OPERATING (2) TEMPORARY TAX CREDIT		(3) CONTRACTUAL OBLIGATIONS* (4) BOND REDEMPTION* (Levies approved at election)		(5) REFUNDS/ABATEMENTS (6) OTHER***		(7) CAPITAL EXPENDITURE**		TOTAL ALL FUNDS	
			Levy (Mills)	Revenue (Dollars)	Levy (Mills)	Revenue (Dollars)	Levy (Mills)	Revenue (Dollars)	Levy (Mills)	Revenue (Dollars)	Levy (Mills)	Revenue (Dollars)
			(1)	(2)	(3)	(4)	(5)	(6)	(7)	(8)	(9)	(10)
4049	Perry Park Water & Sanitation District -Water Only	\$536,800	0.000	\$0							0.000	\$0
			bond date:				term in years:					
4007	Roxborough Water & Sanitation District	\$173,028,260	6.208	\$1,074,159							9.268	\$1,603,625
			bond date:				term in years:					
4115	Sedalia Water & Sanitation District	\$7,318,070	13.850	\$101,355			0.000	\$0			13.850	\$101,355
			0.000	\$0					0.000	\$0		
4015	Silver Heights Water & Sanitation District	\$7,217,890	0.000	\$0							0.000	\$0
			bond date:				term in years:					
4019	Southwest Metro Water & Sanitation District	\$19,255,880	0.000	\$0							0.000	\$0
			bond date:				term in years:					
4027	Thunderbird Water & Sanitation District	\$8,476,830	3.549	\$30,084							8.916	\$75,579
			(0.469)	\$(3,976)								
			bond date: 8/27/2002				term in years: 20					
			bond date:				term in years:					
TOTAL Water & Sanitation Districts			69.130	\$4,279,151			0.000	\$0			136.770	\$12,775,642
			(0.751)	\$(227,294)					0.000	\$0		
						52.295	\$2,443,108					

-Negative levy & dollar (Temporary tax credit must go here. If the entity applied it to a component levy other than General Operating, please footnote.)

\*All entries in the column MUST be approved at election.

\*\*Election generally not required (some entity-specific exceptions); includes capital expenditures approved under 29-1-301(1.2), C.R.S.

\*\*\*Other special fund levies exempt from the 5.5% statutory revenue limitation. (NAME MUST BE FOOTNOTED).

29-1-301(1.2), CRS

**LOCAL IMPROVEMENT & SERVICE DISTRICTS**  
**TITLE 32 STATUTORY DISTRICTS WITH ONE OR MORE BOND LEVIES**  
(For each bond, you must show the bond date and number of years. See instructions to determine the districts authorized by Title 32)

Tax Auth#	DPT use ONLY	DISTRICT NAME	ASSESSED VALUATION  Nearest Ten Dollars	(3) CONTRACTUAL OBLIGATIONS*								TOTAL ALL FUNDS	
				(1) GENERAL OPERATING (2) TEMPORARY TAX CREDIT		(4) BOND REDEMPTION* (Levies approved at election)		(5) REFUNDS/ABATEMENTS (6) OTHER***		(7) CAPITAL EXPENDITURE**			
				Levy (Mills)	Revenue (Dollars)	Levy (Mills)	Revenue (Dollars)	Levy (Mills)	Revenue (Dollars)	Levy (Mills)	Revenue (Dollars)	Levy (Mills)	Revenue (Dollars)
Water Conservancy Districts													
4487	_____	Grandview Estates Rural Water Conservation	\$10,416,640	(1)	1.500	\$15,625		(5)				1.500	\$15,625
				(2)			(3)		(6)		(7)		
				bond date:		(4)		term in years:					
4028	_____	Upper South Platte Water Conservancy	\$12,365,530	(1)	0.134	\$1,657		(5)				0.128	\$1,583
				(2)	(0.006)	\$(74)	(3)		(6)		(7)		
				bond date:		(4)		term in years:					
TOTAL Water Conservancy Districts			\$22,782,170	(1)	1.634	\$17,282		(5)				1.628	\$17,208
				(2)	(0.006)	\$(74)	(3)		(6)		(7)		
						(4)							

-Negative levy & dollar (Temporary tax credit must go here. If the entity applied it to a component levy other than General Operating, please footnote.)  
\*All entries in the column MUST be approved at election .  
\*\*Election generally not required (some entity-specific exceptions); includes capital expenditures approved under 29-1-301(1.2), C.R.S.  
\*\*\*Other special fund levies exempt from the 5.5% statutory revenue limitation. (NAME MUST BE FOOTNOTED).

29-1-301(1.2), CRS

**LOCAL IMPROVEMENT & SERVICE DISTRICTS**  
**TITLE 32 STATUTORY DISTRICTS WITH ONE OR MORE BOND LEVIES**  
(For each bond, you must show the bond date and number of years. See instructions to determine the districts authorized by Title 32)

Tax Auth#	DPT use ONLY	DISTRICT NAME	ASSESSED VALUATION  Nearest Ten Dollars	(3) CONTRACTUAL OBLIGATIONS*										TOTAL ALL FUNDS	
				(1) GENERAL OPERATING		(4) BOND REDEMPTION*		(5) REFUNDS/ABATEMENTS		(7) CAPITAL EXPENDITURE**					
				(2) TEMPORARY TAX CREDIT		(Levies approved at election)		(6) OTHER***		(7) CAPITAL EXPENDITURE**		(Levy (Mills))	(Revenue (Dollars))	(Levy (Mills))	(Revenue (Dollars))
Urban Renewal Authorities															
4568		Citadel Station - Castle Meadows URP	\$1,448,990	(1)	0.000	\$0		(5)				0.000	\$0		
				(2)				(6)		(7)					
				bond date:			(4)	term in years:							
4554		Cottonwood Commercial Area URP	\$29,244,340	(1)	0.000	\$0		(5)				0.000	\$0		
				(2)				(6)		(7)					
				bond date:			(4)	term in years:							
4516		Parker Central Area URP	\$70,528,160	(1)	0.000	\$0		(5)				0.000	\$0		
				(2)				(6)		(7)					
				bond date:			(4)	term in years:							
4555		Parker Road Area URP	\$51,847,100	(1)	0.000	\$0		(5)				0.000	\$0		
				(2)				(6)		(7)					
				bond date:			(4)	term in years:							
TOTAL Urban Renewal Authorities				(1)	0.000	\$0		(5)				0.000	\$0		
				(2)				(6)		(7)					
							(4)								

-Negative levy & dollar (Temporary tax credit must go here. If the entity applied it to a component levy other than General Operating, please footnote.)

\*All entries in the column MUST be approved at election .

\*\*Election generally not required (some entity-specific exceptions); includes capital expenditures approved under 29-1-301(1.2), C.R.S.

\*\*\*Other special fund levies exempt from the 5.5% statutory revenue limitation. (NAME MUST BE FOOTNOTED).

29-1-301(1.2), CRS

**LOCAL IMPROVEMENT & SERVICE DISTRICTS**  
**TITLE 32 STATUTORY DISTRICTS WITH ONE OR MORE BOND LEVIES**  
(For each bond, you must show the bond date and number of years. See instructions to determine the districts authorized by Title 32)

Tax Auth#	DPT use ONLY	DISTRICT NAME	ASSESSED VALUATION	(1) GENERAL OPERATING		(3) CONTRACTUAL OBLIGATIONS*		(5) REFUNDS/ABATEMENTS		(7) CAPITAL EXPENDITURE**		TOTAL ALL FUNDS		
				(2) TEMPORARY TAX CREDIT		(4) BOND REDEMPTION*		(6) OTHER***						
				Nearest Ten Dollars	Levy (Mills)	Revenue (Dollars)	Levy (Mills)	Revenue (Dollars)	Levy (Mills)	Revenue (Dollars)	Levy (Mills)	Revenue (Dollars)	Levy (Mills)	Revenue (Dollars)
Public Improvement Districts														
4456	_____	Arapahoe County Water & Wastewater PID	\$55,067,300	(1)	0.000	\$0			(5)				12.575	\$692,471
				(2)			(3)		(6)		(7)			
					bond date: 7/7/2015	(4)	1.677	\$92,348	term in years: 20					
					bond date: 11/1/2006	(4)	2.079	\$114,485	term in years: 16					
					bond date: 12/11/2019	(4)	3.600	\$198,242	term in years: 20					
			bond date: 9/27/2012	(4)	5.219	\$287,396	term in years: 20							
4078	_____	Douglas County Woodmoor Mountain G.I.D.	\$2,736,360	(1)	10.269	\$28,100			(5)				10.269	\$28,100
				(2)			(3)		(6)		(7)			
					bond date:	(4)			term in years:					
TOTAL Public Improvement Districts			\$57,803,660	(1)	10.269	\$28,100			(5)				22.844	\$720,571
				(2)			(3)		(6)		(7)			
							(4)	12.575	\$692,471					

-Negative levy & dollar (Temporary tax credit must go here. If the entity applied it to a component levy other than General Operating, please footnote.)  
\*All entries in the column MUST be approved at election .  
\*\*Election generally not required (some entity-specific exceptions); includes capital expenditures approved under 29-1-301(1.2), C.R.S.  
\*\*\*Other special fund levies exempt from the 5.5% statutory revenue limitation. (NAME MUST BE FOOTNOTED).

29-1-301(1.2), CRS

**LOCAL IMPROVEMENT & SERVICE DISTRICTS**  
**TITLE 32 STATUTORY DISTRICTS WITH ONE OR MORE BOND LEVIES**  
(For each bond, you must show the bond date and number of years. See instructions to determine the districts authorized by Title 32)

Tax Auth#	DPT use ONLY	DISTRICT NAME	ASSESSED VALUATION	(1) GENERAL OPERATING		(3) CONTRACTUAL OBLIGATIONS*		(5) REFUNDS/ABATEMENTS		(7) CAPITAL EXPENDITURE**		TOTAL ALL FUNDS	
				(2) TEMPORARY TAX CREDIT	(4) BOND REDEMPTION* (Levies approved at election)	(6) OTHER***	(7) CAPITAL EXPENDITURE**	(2) TEMPORARY TAX CREDIT	(4) BOND REDEMPTION* (Levies approved at election)	(6) OTHER***	(7) CAPITAL EXPENDITURE**	(2) TEMPORARY TAX CREDIT	(4) BOND REDEMPTION* (Levies approved at election)
			Nearest Ten Dollars	Levy (Mills)	Revenue (Dollars)	Levy (Mills)	Revenue (Dollars)	Levy (Mills)	Revenue (Dollars)	Levy (Mills)	Revenue (Dollars)	Levy (Mills)	Revenue (Dollars)
Urban Drain & Flood Control Districts													
4002	_____	Urban Drainage & Flood Control District	\$5,542,514,030	(1)	0.900	\$4,988,263		(5)				0.900	\$4,988,263
				(2)	0.000	\$0	(3)			(6)		(7)	
				bond date:		(4)		term in years:					
4392	_____	Urban Drainage & Flood South Platte	\$5,542,514,030	(1)	0.100	\$554,251		(5)				0.097	\$537,623
				(2)	(0.003)	\$(16,628)	(3)			(6)		(7)	
				bond date:		(4)		term in years:					
TOTAL Urban Drain & Flood Control Districts			\$11,085,028,060	(1)	1.000	\$5,542,514		(5)				0.997	\$5,525,886
				(2)	(0.003)	\$(16,628)	(3)			(6)		(7)	
						(4)							

-Negative levy & dollar (Temporary tax credit must go here. If the entity applied it to a component levy other than General Operating, please footnote.)  
\*All entries in the column MUST be approved at election.  
\*\*Election generally not required (some entity-specific exceptions); includes capital expenditures approved under 29-1-301(1.2), C.R.S.  
\*\*\*Other special fund levies exempt from the 5.5% statutory revenue limitation. (NAME MUST BE FOOTNOTED).

29-1-301(1.2), CRS

**LOCAL IMPROVEMENT & SERVICE DISTRICTS**  
**TITLE 32 STATUTORY DISTRICTS WITH ONE OR MORE BOND LEVIES**

(For each bond, you must show the bond date and number of years. See instructions to determine the districts authorized by Title 32)

DPT Tax use Auth#	DISTRICT NAME	ASSESSED VALUATION	(1) GENERAL OPERATING		(3) CONTRACTUAL OBLIGATIONS*		(5) REFUNDS/ABATEMENTS		(7) CAPITAL EXPENDITURE**		TOTAL ALL FUNDS		
			(2) TEMPORARY TAX CREDIT		(4) BOND REDEMPTION*		(6) OTHER***						
			Nearest Ten Dollars	Levy (Mills)	Revenue (Dollars)	Levy (Mills)	Revenue (Dollars)	Levy (Mills)	Revenue (Dollars)	Levy (Mills)	Revenue (Dollars)	Levy (Mills)	Revenue (Dollars)
Business Improvement Districts													
4571	Lone Tree Business Improvement District	\$13,741,810	(1) 17.500	\$240,482	(5) 0.000	\$0	(7) 0.000	\$0	17.500	\$240,482			
			(2) 0.000	\$0	(6)		(7)						
			bond date:		(4)	term in years:							
4599	Millers Landing Business Improvement District	\$1,448,990	(1) 10.000	\$14,490	(5)				60.000	\$86,939			
			(2)		(6)		(7)						
			bond date: 9/13/2018		(4) 10.954	\$15,872	term in years: 30						
			bond date: Proposed		(4) 10.954	\$15,872	term in years:						
			bond date: 9/13/2018		(4) 28.092	\$40,705	term in years: 30						
4500	Park Meadows Business Improvement District	\$250	(1) 0.000	\$0	(5) 0.000	\$0	(7) 0.000	\$0	0.000	\$0			
			(2) 0.000	\$0	(6)		(7)						
			bond date:		(4)	term in years:							
TOTAL Business Improvement Districts			(1) 27.500	\$254,972	(5) 0.000	\$0	(7) 0.000	\$0	77.500	\$327,421			
			(2) 0.000	\$0	(6)		(7)						
					(4) 50.000	\$72,449							
TOTALS			(1) 2,361.749	125,948,813	(5) 3.841	480,885	(7) 2.140	145,945	7,100.718	\$220,868,058			
			(2) (16.760)	(362,872)	(3) 918.681	27,743,297	(6) 30.000	96,458					
					(4) 3,801.067	66,815,532							

~Negative levy & dollar (Temporary tax credit must go here. If the entity applied it to a component levy other than General Operating, please footnote.)

\*All entries in the column MUST be approved at election.

\*\*Election generally not required (some entity-specific exceptions); includes capital expenditures approved under 29-1-301(1.2), C.R.S.

\*\*\*Other special fund levies exempt from the 5.5% statutory revenue limitation. (NAME MUST BE FOOTNOTED).

29-1-301(1.2), CRS



# OTHER NON-TITLE 32 SPECIAL DISTRICTS

Tax Auth#	DPT use <u>ONLY</u>	DISTRICT NAME	ASSESSED VALUATION  Nearest Ten Dollars	(1) GENERAL OPERATING (2) TEMPORARY TAX CREDIT		(3) CONTRACTUAL OBLIGATIONS* (4) BOND REDEMPTION* (Levies approved at election)		(5) REFUNDS/ABATEMENTS (6) OTHER***		(7) CAPITAL EXPENDITURE**		TOTAL ALL FUNDS	
				Levy (Mills)	Revenue (Dollars)	Levy (Mills)	Revenue (Dollars)	Levy (Mills)	Revenue (Dollars)	Levy (Mills)	Revenue (Dollars)	Levy (Mills)	Revenue (Dollars)
Special Districts													
4510		Castle Rock Downtown Development Authority	\$59,408,700	(1) (2)	3.000 \$195,700	(3) (4)		(5) (6)		(7)		3.000	\$195,700
4012		Cedar Hill Cemetery Association	\$1,455,525,310	(1) (2)	0.122 \$(7,313)	(3) (4)		(5) (6)		(7)	0.011 \$16,088	0.128	\$187,205
4340		Cherry Creek Basin Water Quality Authority	\$2,779,137,087	(1) (2)	0.500 \$(138,284)	(3) (4)		(5) (6)		(7)		0.451	\$1,272,775
0002		Douglas County Law Enforcement	\$4,098,172,180	(1) (2)	4.500 \$18,441,775	(3) (4)		(5) (6)		(7)		4.500	\$18,441,775
4077		Douglas County Soil Conservation District	\$6,985,685,046	(1) (2)	0.000 \$0	(3) (4)		(5) (6)		(7)		0.000	\$0
4390		Douglas Public Library District	\$7,239,081,296	(1) (2)	4.000 \$29,156,300	(3) (4)		(5) (6)	0.023 \$167,649	(7)		4.023	\$29,323,949
4066		E-470 Public Highway Authority	\$959,460,218	(1) (2)	0.000 \$0	(3) (4)		(5) (6)		(7)		0.000	\$0
4546		Plum Valley Heights Subdistrict of Roxborough W&S	\$19,088,200	(1) (2)	1.000 \$19,088	(3) (4)	16.079 \$306,919 6.042 \$115,331 1.379 \$26,323	(5) (6)		(7)		24.500	\$467,661
4010		Regional Transportation District	\$4,647,703,947	(1) (2)	0.000 \$0	(3) (4)		(5) (6)	0.000 \$0	(7) 0.000	\$0	0.000	\$0
4024		Southgate Sanitation District	\$887,836,510	(1) (2)	0.465 \$(17,757)	(3) (4)		(5) (6)		(7)		0.445	\$395,087

OTHER NON-TITLE 32 SPECIAL DISTRICTS

Tax Auth#	DPT use <u>ONLY</u>	DISTRICT NAME	ASSESSED VALUATION	(3) CONTRACTUAL OBLIGATIONS*										TOTAL ALL FUNDS	
				(1) GENERAL OPERATING		(4) BOND REDEMPTION*		(5) REFUNDS/ABATEMENTS		(7) CAPITAL EXPENDITURE**					
				(2) TEMPORARY TAX CREDIT	(Levies approved at election)	(6) OTHER***									
			Nearest Ten Dollars	Levy (Mills)	Revenue (Dollars)	Levy (Mills)	Revenue (Dollars)	Levy (Mills)	Revenue (Dollars)	Levy (Mills)	Revenue (Dollars)	Levy (Mills)	Revenue (Dollars)		
4471		Ute Pass Regional Health Service District	\$5,383,150	(1) 3.990	\$21,479	(3)		(5)		(7)		3.990	\$21,479		
				(2)		(4)		(6)							
TOTAL:			\$29,344,039,830	(1) 17.577	\$49,836,675	(3) 23.500	\$448,573	(5) 0.023	\$167,649			41.037	\$50,305,631		
				(2) (0.074)	\$(163,354)	(4)		(6)		(7) 0.011	\$16,088				

~Negative levy & dollar (Temporary tax credit must go here. If the entity applied it to a component levy other than General Operating, please footnote.)  
\*All entries in the column MUST be approved at election.  
\*\*Election generally not required (some entity-specific exceptions); includes capital expenditures approved under 29-1-301(1.2), C.R.S.  
\*\*\*Other special fund levies exempt from the 5.5% statutory revenue limitation. (NAME MUST BE FOOTNOTED).

29-1-301(1.2), CRS

**TAX INCREMENT FINANCE BREAKDOWN \***

**CASTLE ROCK DOWNTOWN DEVELOPMENT AUTHORITY**

Full name of Tax Increment Finance area

District TIF  
Base Value

(PLEASE FILL IN BLANK)

1. DOUGLAS COUNTY GOVERNMENT PURPOSES include \$5,824,630 Assessed Valuation and \$115,176 Revenue attributable to the Castle Rock Downtown Development Authority.	<u>59,408,700</u>
2. DOUGLAS COUNTY SCHOOL DISTRICT # RE-1 includes \$5,824,630 Assessed Valuation and \$208,434 Revenue attributable to the Castle Rock Downtown Development Authority.	<u>59,408,700</u>
3. DOUGLAS COUNTY SCHOOL DEBT SERVICE includes \$5,824,630 Assessed Valuation and \$46,912 Revenue attributable to the Castle Rock Downtown Development Authority.	<u>59,408,700</u>
4. TOWN OF CASTLE ROCK includes \$5,824,630 Assessed Valuation and \$6,966 Revenue attributable to the Castle Rock Downtown Development Authority.	<u>59,408,700</u>
5. CEDAR HILL CEMETERY includes \$5,824,630 Assessed Valuation and \$746 attributable to the Castle Rock Downtown Development Authority.	<u>59,408,700</u>
6. DOUGLAS PUBLIC LIBRARY DISTRICT includes \$5,824,630 Assessed Valuation and \$23,432 attributable to the Castle Rock Downtown Development Authority.	<u>59,408,700</u>
7. CASTLE ROCK DDA includes \$5,824,630 Assessed Valuation and \$17,474 attributable to the Castle Rock Downtown Development Authority.	<u>59,408,700</u>
8. TOTAL VALUATION AND REVENUE includes \$40,772,410 Assessed Valuation and \$419,140 Revenue attributable to the Castle Rock Downtown Development Authority.	<u>59,408,700</u>

\* NOTE: ON THE FRONT 6 PAGES OF THIS CERTIFICATION, SHOW THE GROSS ASSESSED VALUATION OF ALL PROPERTY WITHIN THE DISTRICT  
NOT THE NET. (Total assessed valuation as if the TIF did not exist.)

**TAX INCREMENT FINANCE BREAKDOWN \***

**CITADEL STATION - CASTLE MEADOWS URP**

Full name of Tax Increment Finance area

District TIF  
Base Value

(PLEASE FILL IN BLANK)

1. DOUGLAS COUNTY GOVERNMENT PURPOSES include \$1,188,060 Assessed Valuation and \$23,493 Revenue attributable to the Citadel Station-Castle Meadows URP.	<u>260,930</u>
2. DOUGLAS COUNTY SCHOOL DISTRICT # RE-1 includes \$1,188,060 Assessed Valuation and \$42,515 Revenue attributable to the Citadel Station-Castle Meadows URP.	<u>260,930</u>
3. DOUGLAS COUNTY SCHOOL DEBT SERVICE includes \$1,188,060 Assessed Valuation and \$9,569 Revenue attributable to the Citadel Station-Castle Meadows URP.	<u>260,930</u>
4. TOWN OF CASTLE ROCK includes \$1,188,060 Assessed Valuation and \$1,421 Revenue attributable to the Citadel Station-Castle Meadows URP.	<u>260,930</u>
5. CEDAR HILL CEMETERY includes \$1,188,060 Assessed Valuation and \$152 attributable to the Citadel Station-Castle Meadows URP.	<u>260,930</u>
6. DOUGLAS COUNTY SOIL CONSERVATION DISTRICT includes \$1,188,060 Assessed Valuation and \$0 attributable to the Citadel Station-Castle Meadows URP.	<u>260,930</u>
7. DOUGLAS PUBLIC LIBRARY DISTRICT includes \$1,188,060 Assessed Valuation and \$4,780 attributable to the Citadel Station-Castle Meadows URP.	<u>260,930</u>
8. CITADEL STATION-CASTLE MEADOWS URP includes \$1,188,060 Assessed Valuation and \$0 attributable to the Citadel Station-Castle Meadows URP.	<u>260,930</u>
9. MILLERS LANDING BUSINESS IMPROVEMENT DISTRICT includes \$1,188,060 Assessed Valuation and \$71,284 attributable to the Citadel Station-Castle Meadows URP.	<u>260,930</u>
10. TOTAL VALUATION AND REVENUE includes \$10,692,540 Assessed Valuation and \$153,214 Revenue attributable to the Citadel Station-Castle Meadows URP.	<u>260,930</u>

**\* NOTE: ON THE FRONT 6 PAGES OF THIS CERTIFICATION, SHOW THE GROSS ASSESSED VALUATION OF ALL PROPERTY WITHIN THE DISTRICT  
NOT THE NET. (Total assessed valuation as if the TIF did not exist.)**

**TAX INCREMENT FINANCE BREAKDOWN \***

**COTTONWOOD COMMERCIAL URBAN RENEWAL AREA**

<u>Full name of Tax Increment Finance area</u>	<u>District TIF Base Value (PLEASE FILL IN BLANK)</u>
1. DOUGLAS COUNTY GOVERNMENT PURPOSES include \$16,486,494 Assessed Valuation and \$326,004 Revenue attributable to the Cottonwood Commercial Urban Renewal Area.	<u>12,757,846</u>
2. DOUGLAS COUNTY SCHOOL DISTRICT # RE-1 includes \$16,486,494 Assessed Valuation and \$589,969 Revenue attributable to the Cottonwood Commercial Urban Renewal Area.	<u>12,757,846</u>
3. DOUGLAS COUNTY SCHOOL DEBT SERVICE includes \$16,486,494 Assessed Valuation and \$132,782 Revenue attributable to the Cottonwood Commercial Urban Renewal Area.	<u>12,757,846</u>
4. TOWN OF PARKER includes \$16,486,494 Assessed Valuation and \$42,898 attributable to the Cottonwood Commercial Urban Renewal Area.	<u>12,757,846</u>
5. URBAN DRAINAGE & FLOOD CONTROL includes \$16,486,494 Assessed Valuation and \$14,838 attributable to the Cottonwood Commercial Urban Renewal Area.	<u>12,757,846</u>
6. REGIONAL TRANSPORTATION DISTRICT includes \$16,486,494 Assessed Valuation and \$0 attributable to the Cottonwood Commercial Urban Renewal Area.	<u>12,757,846</u>
7. SOUTH METRO FIRE RESCUE FIRE PROTECTION DISTRICT includes \$16,486,494 Assessed Valuation and \$152,500 attributable to the Cottonwood Commercial Urban Renewal Area.	<u>12,757,846</u>
8. COTTONWOOD WATER & SANITATION DISTRICT includes \$12,284,375 Assessed Valuation and \$171,981 attributable to the Cottonwood Commercial Urban Renewal Area.	<u>12,757,846</u>
9. COTTONWOOD METRO DISTRICT includes \$5,750,640 Assessed Valuation and \$50,606 attributable to the Cottonwood Commercial Urban Renewal Area.	<u>12,757,846</u>
10. E-470 PUBLIC HIGHWAY AUTHORITY includes \$16,486,494 Assessed Valuation and \$0 attributable to the Cottonwood Commercial Urban Renewal Area.	<u>12,757,846</u>
11. DOUGLAS COUNTY SOIL CONSERVATION DISTRICT includes \$16,486,494 Assessed Valuation and \$0 attributable to the Cottonwood Commercial Urban Renewal Area.	<u>12,757,846</u>
12. CHERRY CREEK BASIN WATER QUALITY AUTHORITY includes \$16,486,494 Assessed Valuation and \$7,435 attributable to the Cottonwood Commercial Urban Renewal Area.	<u>12,757,846</u>
13. DOUGLAS PUBLIC LIBRARY DISTRICT includes \$16,486,494 Assessed Valuation and \$66,325 attributable to the Cottonwood Commercial Urban Renewal Area.	<u>12,757,846</u>
14. URBAN DRAINAGE & FLOOD CONTROL, SOUTH PLATTE includes \$16,486,494 Assessed Valuation and \$1,599 attributable to the Cottonwood Commercial Urban Renewal Area.	<u>12,757,846</u>
15. COTTONWOOD COMMERCIAL URP includes \$16,486,494 Assessed Valuation and \$0 attributable to the Cottonwood Commercial Urban Renewal Area.	<u>12,757,846</u>
16. TOTAL VALUATION AND REVENUE includes \$232,359,437 Assessed Valuation and \$1,556,937 Revenue ATTRIBUTABLE TO THE Cottonwood Commercial Urban Renewal Area.	<u>12,757,846</u>

\* NOTE: ON THE FRONT 6 PAGES OF THIS CERTIFICATION, SHOW THE GROSS ASSESSED VALUATION OF ALL PROPERTY WITHIN THE DISTRICT  
NOT THE NET. (Total assessed valuation as if the TIF did not exist.)

**TAX INCREMENT FINANCE BREAKDOWN \***

**PARKER CENTRAL AREA URP**

Full name of Tax Increment Finance area

District TIF  
Base Value

(PLEASE FILL IN BLANK)

1. DOUGLAS COUNTY GOVERNMENT PURPOSES include \$19,934,563 Assessed Valuation and \$394,186 Revenue attributable to the Parker Central Area URP.	<u>50,593,597</u>
2. DOUGLAS COUNTY SCHOOL DISTRICT # RE-1 includes \$19,934,563 Assessed Valuation and \$713,358 Revenue attributable to the Parker Central Area URP.	<u>50,593,597</u>
3. DOUGLAS COUNTY SCHOOL DEBT SERVICE includes \$19,934,563 Assessed Valuation and \$160,553 Revenue attributable to the Parker Central Area URP.	<u>50,593,597</u>
4. TOWN OF PARKER includes \$19,934,563 Assessed Valuation and \$51,870 attributable to the Parker Central Area URP.	<u>50,593,597</u>
5. URBAN DRAINAGE & FLOOD CONTROL includes \$19,934,563 Assessed Valuation and \$17,941 attributable to the Parker Central Area URP.	<u>50,593,597</u>
6. REGIONAL TRANSPORTATION DISTRICT includes \$19,934,563 Assessed Valuation and \$0 attributable to the Parker Central Area URP.	<u>50,593,597</u>
7. SOUTH METRO FIRE RESCUE FIRE PROTECTION DISTRICT includes \$19,934,563 Assessed Valuation and \$184,395 attributable to the Parker Central Area URP.	<u>50,593,597</u>
8. PARKER WATER & SANITATION DISTRICT includes \$19,844,487 Assessed Valuation and \$171,556 attributable to the Parker Central Area URP.	<u>50,593,597</u>
9. DOUGLAS COUNTY SOIL CONSERVATION DISTRICT includes \$15,131,924 Assessed Valuation and \$0 attributable to the Parker Central Area URP.	<u>50,593,597</u>
10. CHERRY CREEK BASIN WATER QUALITY AUTHORITY includes \$19,934,563 Assessed Valuation and \$8,990 attributable to the Parker Central Area URP.	<u>50,593,597</u>
11. DOUGLAS PUBLIC LIBRARY DISTRICT includes \$19,934,563 Assessed Valuation and \$80,197 attributable to the Parker Central Area URP.	<u>50,593,597</u>
12. URBAN DRAINAGE & FLOOD CONTROL, SOUTH PLATTE includes \$19,934,563 Assessed Valuation and \$1,934 attributable to the Parker Central Area URP.	<u>50,593,597</u>
13. PINE BLUFFS METRO DISTRICT includes \$455,796 Assessed Valuation and \$9,116 attributable to the Parker Central Area URP.	<u>50,593,597</u>
14. PARKER CENTRAL URP includes \$19,934,563 Assessed Valuation and \$0 attributable to the Parker Central Area URP.	<u>50,593,597</u>
15. TOTAL VALUATION AND REVENUE includes \$254,712,400 Assessed Valuation and \$1,794,096 Revenue ATTRIBUTABLE TO THE Parker Central Area URP.	<u>50,593,597</u>

\* NOTE: ON THE FRONT 6 PAGES OF THIS CERTIFICATION, SHOW THE GROSS ASSESSED VALUATION OF ALL PROPERTY WITHIN THE DISTRICT  
NOT THE NET. (Total assessed valuation as if the TIF did not exist.)

**TAX INCREMENT FINANCE BREAKDOWN \***

**PARKER ROAD AREA URP**

Full name of Tax Increment Finance area

District TIF  
Base Value  
(PLEASE FILL IN BLANK)

1. DOUGLAS COUNTY GOVERNMENT PURPOSES include \$6,560,006 Assessed Valuation and \$129,718 Revenue attributable to the Parker Road Area URP.	<u>45,287,094</u>
2. DOUGLAS COUNTY SCHOOL DISTRICT # RE-1 includes \$6,560,006 Assessed Valuation and \$234,750 Revenue attributable to the Parker Road Area URP.	<u>45,287,094</u>
3. DOUGLAS COUNTY SCHOOL DEBT SERVICE includes \$6,560,006 Assessed Valuation and \$52,834 Revenue attributable to the Parker Road Area URP.	<u>45,287,094</u>
4. TOWN OF PARKER includes \$6,560,006 Assessed Valuation and \$17,069 attributable to the Parker Road Area URP.	<u>45,287,094</u>
5. URBAN DRAINAGE & FLOOD CONTROL includes \$6,560,006 Assessed Valuation and \$5,904 attributable to the Parker Road Area URP.	<u>45,287,094</u>
6. REGIONAL TRANSPORTATION DISTRICT includes \$6,560,006 Assessed Valuation and \$0 attributable to the Parker Road Area URP.	<u>45,287,094</u>
7. SOUTH METRO FIRE RESCUE FIRE PROTECTION DISTRICT includes \$6,560,006 Assessed Valuation and \$60,680 attributable to the Parker Road Area URP.	<u>45,287,094</u>
8. PARKER WATER & SANITATION DISTRICT includes \$6,114,284 Assessed Valuation and \$52,858 attributable to the Parker Road Area URP.	<u>45,287,094</u>
9. E-470 PUBLIC HIGHWAY AUTHORITY includes \$2,912,008 Assessed Valuation and \$0 attributable to the Parker Road Area URP.	<u>45,287,094</u>
10. DOUGLAS COUNTY SOIL CONSERVATION DISTRICT includes \$6,560,006 Assessed Valuation and \$0 attributable to the Parker Road Area URP.	<u>45,287,094</u>
11. CHERRY CREEK BASIN WATER QUALITY AUTHORITY includes \$6,560,006 Assessed Valuation and \$2,959 attributable to the Parker Road Area URP.	<u>45,287,094</u>
12. DOUGLAS PUBLIC LIBRARY DISTRICT includes \$6,560,006 Assessed Valuation and \$26,391 attributable to the Parker Road Area URP.	<u>45,287,094</u>
13. URBAN DRAINAGE & FLOOD CONTROL, SOUTH PLATTE includes \$6,560,006 Assessed Valuation and \$636 attributable to the Parker Road Area URP.	<u>45,287,094</u>
14. PARKER ROAD URP includes \$6,560,006 Assessed Valuation and \$0 attributable to the Parker Road Area URP.	<u>45,287,094</u>
15. TOTAL VALUATION AND REVENUE includes \$87,746,364 Assessed Valuation and \$583,799 Revenue ATTRIBUTABLE TO THE Parker Road Area URP.	<u>45,287,094</u>

\* NOTE: ON THE FRONT 6 PAGES OF THIS CERTIFICATION, SHOW THE GROSS ASSESSED VALUATION OF ALL PROPERTY WITHIN THE DISTRICT  
NOT THE NET. (Total assessed valuation as if the TIF did not exist.)

CERTIFICATION OF TAX LEVIES for NON-SCHOOL Governments \*

\* School governments must use forms provided by the Colorado Department of Education (303) 866-6600.

TO: County Commissioners of Douglas County, Colorado. The Board of Commissioners of the County of Douglas hereby certifies the following mill levies to be extended upon the GROSS↑ assessed value of \$7,239,081,296 Submitted this date: 11/21/19

PURPOSE	LEVY	REVENUE
1. General Operating Expenses [This includes fire pension, <u>unless</u> fire pension levy is voter-approved; if so, use Line 7 below.]	<u>19.774</u> mills	<u>\$ 143,145,594</u>
2. (Minus) Temporary Property Tax Credit/ Temporary Mill Levy Rate Reduction, 39-1-111.5, C.R.S.	< 0.500 > mills ‡ \$	< 3,619,541 >
‡ IF THE CREDIT DOES NOT APPLY TO the General Operating Expenses levy PLEASE INDICATE HERE THE LEVY TO WHICH THE CREDIT APPLIES		
SUBTOTAL	<u>19.274</u> mills	<u>\$ 139,526,053</u>
3. General Obligation Bonds and Interest [Special districts must certify separately for each debt pursuant to 32-1-1603, C.R.S.; see Page 2 of this form. If bond levy ended last year, enter date/name].	<u></u> mills	<u>\$</u>
4. Contractual Obligations Approved At Election	<u></u> mills	<u>\$</u>
5. Capital Expenditures [These revenues are not subject to the statutory property tax revenue limit if they are approved by counties and municipalities through public hearings pursuant to 29-1-301(1.2) C.R.S. and for special districts through approval from the Division of Local Government pursuant to 29-1-302(1.5) C.R.S. or for any entity if approved at election.]	<u></u> mills	<u>\$</u>
6. Refunds/Abatements [if the gov't.entity is in more than one county, the levy must be uniform throughout the entity's boundaries].	<u></u> mills	<u>\$</u>
7. Other (specify):	<u></u> mills	<u>\$</u>
TOTAL	<u>19.274</u> mills	<u>\$ 139,526,053</u>

NOTE: Certification must be carried to three decimal places only.  
NOTE: If you certify to more than one county, you must certify the same levy to each county.  
NOTE: If your boundaries extend into more than one county, please list all counties here:

Counties:

Contact person: Daytime  
(print) Martha Marshall phone: (303) 663-6174  
Signed: Roger A. Pantoja Title: Chair, Board of County Commissioners

Send one completed copy of this form to the Division of Local Government (DLG), Room 521, 1313 Sherman Street, Denver, Colorado 80203 when you submit it to the Board(s) of County Commissioners. Questions? Call DLG at (303) 866-2156.

↑ As reported by County Assessor in final certification of valuation; use NET Assessed Valuation to calculate any levy.



CERTIFICATION OF TAX LEVIES, continued

**THIS APPLIES ONLY TO TITLE 32, ARTICLE 1 SPECIAL DISTRICTS THAT LEVY TAXES FOR PAYMENT OF GENERAL OBLIGATION DEBT (32-1-1603 C.R.S.).** Special Districts must certify separate mill levies and revenues to the Board of County Commissioners, one each for the funding requirements of each debt (32-1-1603, C.R.S.) Use additional pages as necessary. Total of all levies should be recorded on Page 1, Line 3.

**CERTIFY A SEPARATE MILL LEVY FOR EACH BOND OR CONTRACT:**

**BONDS:**

1.

Purpose of Issue:  
Series:  
Date of Issue:  
Coupon Rate:  
Maturity Date:  
Levy:  
Revenue:

2.

Purpose of Issue:  
Series:  
Date of Issue:  
Coupon Rate:  
Maturity Date:  
Levy:  
Revenue:

**CONTRACTS:**

3.

Purpose of Contract:  
Title:  
Date:  
Principal Amount:  
Maturity Date:  
Levy:  
Revenue:

4.

Purpose of Contract:  
Title:  
Date:  
Principal Amount:  
Maturity Date:  
Levy:  
Revenue:

CERTIFICATION OF VALUATION BY DOUGLAS COUNTY ASSESSOR

Name of Jurisdiction: 0001 - Douglas County Government

IN DOUGLAS COUNTY ON 11/21/2019

New Entity: No

USE FOR STATUTORY PROPERTY TAX REVENUE LIMIT CALCULATIONS (5.5% LIMIT) ONLY

IN ACCORDANCE WITH 39-5-121(2)(a) AND 39-5-128(1),C.R.S. AND NO LATER THAN AUGUST 25, THE ASSESSOR CERTIFIES THE TOTAL VALUATION FOR ASSESSMENT FOR THE TAXABLE YEAR 2019 IN DOUGLAS COUNTY, COLORADO

1. PREVIOUS YEAR'S NET TOTAL TAXABLE ASSESSED VALUATION:	\$6,438,835.604
2. CURRENT YEAR'S GROSS TOTALTAXABLE ASSESSED VALUATION: *	\$7,289,075.050
3. LESS TIF DISTRICT INCREMENT, IF ANY:	\$49,993.754
4. CURRENT YEAR'S NET TOTAL TAXABLE ASSESSED VALUATION:	\$7,239,081.296
5. NEW CONSTRUCTION: **	\$170,892.970
6. INCREASED PRODUCTION OF PRODUCING MINES: #	\$0
7. ANNEXATIONS/INCLUSIONS:	\$0
8. PREVIOUSLY EXEMPT FEDERAL PROPERTY: #	\$0
9. NEW PRIMARY OIL OR GAS PRODUCTION FROM ANY PRODUCING OIL AND GAS LEASEHOLD ## OR LAND ( 29-1-301(1)(b) C.R.S.):	\$0
10. TAXES COLLECTED LAST YEAR ON OMITTED PROPERTY AS OF AUG. 1 (29-1-301(1))(a) C.R.S.):	\$1,351.52
11. TAXES ABATED AND REFUNDED AS OF AUG. 1 (29-1-301(1)(a) C.R.S.) and (39-10-114(1)(a)(I)(B) C.R.S.):	\$806,653.15

\* This value reflects personal property exemptions IF enacted by the jurisdiction as authorized by Art. X, Sec.20(8)(b), Colo.

\*\* New construction is defined as: Taxable real property structures and the personal property connected with the structure.

# Jurisdiction must submit respective certifications (Forms DLG 52 AND 52A) to the Division of Local Government in order for the values to be treated as growth in the limit calculation.

## Jurisdiction must apply (Forms DLG 52B) to the Division of Local Government before the value can be treated as growth in the limit calculation.

USE FOR 'TABOR' LOCAL GROWTH CALCULATIONS ONLY

IN ACCORDANCE WITH THE PROVISION OF ARTICLE X, SECTION 20, COLO CONST, AND 39-5-121(2)(b),C.R.S. THE ASSESSOR CERTIFIES THE TOTAL ACTUAL VALUATION FOR THE TAXABLE YEAR 2019 IN DOUGLAS COUNTY, COLORADO ON AUGUST 25, 2019

1. CURRENT YEAR'S TOTAL ACTUAL VALUE OF ALL REAL PROPERTY: @	\$71,074,315.084
ADDITIONS TO TAXABLE REAL PROPERTY:	
2. CONSTRUCTION OF TAXABLE REAL PROPERTY IMPROVEMENTS: !	\$1,875,636.584
3. ANNEXATIONS/INCLUSIONS:	\$0
4. INCREASED MINING PRODUCTION: %	\$0
5. PREVIOUSLY EXEMPT PROPERTY:	\$2,030,064
6. OIL OR GAS PRODUCTION FROM A NEW WELL:	\$0
7. TAXABLE REAL PROPERTY OMITTED FROM THE PREVIOUS YEAR'S TAX WARRANT:	\$0

(If land and/or a structure is picked up as omitted property for multiple years, only the most current year's actual value can be reported as omitted property.)

DELETIONS FROM TAXABLE REAL PROPERTY:

8. DESTRUCTION OF TAXABLE REAL PROPERTY IMPROVEMENTS:	\$2,352.130
9. DISCONNECTIONS/EXCLUSION:	\$0
10. PREVIOUSLY TAXABLE PROPERTY:	\$6,014,187

@ This includes the actual value of all taxable real property plus the actual value of religious, private schools, and charitable real property.

! Construction is defined as newly constructed taxable real property structures.

% Includes production from new mines and increases in production of existing producing mines.

IN ACCORDANCE WITH 39-5-128(1),C.R.S. AND NO LATER THAN AUGUST 25, THE ASSESSOR CERTIFIES TO SCHOOL DISTRICTS: 1. TOTAL ACTUAL VALUE OF ALL TAXABLE PROPERTY:----->

\$0

NOTE: All levies must be Certified to the Board of County Commissioners NO LATER THAN DECEMBER 15, 2019

Data Date: 11/21/2019

CERTIFICATION OF TAX LEVIES for NON-SCHOOL Governments \*


\* School governments must use forms provided by the Colorado Department of Education (303) 866-6600.

TO: County Commissioners of Douglas County, Colorado. The Board of Directors of the Douglas County Woodmoor Mtn. hereby certifies the following mill levies to be extended upon the General Improvement District

GROSS↑ assessed valuation of \$ 2,736,360 . Submitted this date: 11/21/19

PURPOSE	LEVY	REVENUE
1. General Operating Expenses [This includes fire pension, <u>unless</u> fire pension levy is voter-approved; if so, use Line 7 below.]	<u>10.269</u> mills	<u>\$ 28,100.00</u>
2. (Minus) Temporary Property Tax Credit/ Temporary Mill Levy Rate Reduction, 39-1-111.5, C.R.S.	< > mills ‡ \$ < >	
‡ IF THE CREDIT DOES NOT APPLY TO the General Operating Expenses levy ‡ PLEASE INDICATE HERE THE LEVY TO WHICH THE CREDIT APPLIES		
SUBTOTAL	<u>10.269</u> mills	<u>\$ 28,100.00</u>
3. General Obligation Bonds and Interest [Special districts must certify separately for each debt pursuant to 32-1-1603, C.R.S.; see Page 2 of this form. If bond levy ended last year, enter date/name].	<u>                    </u> mills	<u>\$</u>
4. Contractual Obligations Approved At Election	<u>                    </u> mills	<u>\$</u>
5. Capital Expenditures [These revenues are not subject to the statutory property tax revenue limit if they are approved by counties and municipalities through public hearings pursuant to 29-1-301(1.2) C.R.S. and for special districts through approval from the Division of Local Government pursuant to 29-1-302(1.5) C.R.S. or for any entity if approved at election.]	<u>                    </u> mills	<u>\$</u>
6. Refunds/Abatements [if the gov't.entity is in more than one county, the levy must be uniform throughout the entity's boundaries].	<u>                    </u> mills	<u>\$</u>
7. Other (specify):	<u>                    </u> mills	<u>\$</u>
TOTAL	<u>10.269</u> mills	<u>\$ 28,100.00</u>

NOTE: Certification must be carried to three decimal places only.  
NOTE: If you certify to more than one county, you must certify the same levy to each county.  
NOTE: If your boundaries extend into more than one county, please list all counties here:

Counties: \_\_\_\_\_  
Contact person: Martha Marshall Daytime phone: (303) 663-6174  
Signed:  Title: Chair, Board of Directors

Send one completed copy of this form to the Division of Local Government (DLG), Room 521, 1313 Sherman Street, Denver, Colorado 80203 when you submit it to the Board(s) of County Commissioners. Questions? Call DLG at (303) 866-2156.

↑ As reported by County Assessor in final certification of valuation; use NET Assessed Valuation to calculate any levy.

CERTIFICATION OF TAX LEVIES, continued

**THIS APPLIES ONLY TO TITLE 32, ARTICLE 1 SPECIAL DISTRICTS THAT LEVY TAXES FOR PAYMENT OF GENERAL OBLIGATION DEBT (32-1-1603 C.R.S.).** Special Districts must certify separate mill levies and revenues to the Board of County Commissioners, one each for the funding requirements of each debt (32-1-1603, C.R.S.) Use additional pages as necessary. Total of all levies should be recorded on Page 1, Line 3.

CERTIFY A SEPARATE MILL LEVY FOR EACH BOND OR CONTRACT:

**BONDS:**

1.

Purpose of Issue:

Series:

Date of Issue:

Coupon Rate:

Maturity Date:

Levy:

Revenue:
2.

Purpose of Issue:

Series:

Date of Issue:

Coupon Rate:

Maturity Date:

Levy:

Revenue:

**CONTRACTS:**

3.

Purpose of Contract:

Title:

Date:

Principal Amount:

Maturity Date:

Levy:

Revenue:
4.

Purpose of Contract:

Title:

Date:

Principal Amount:

Maturity Date:

Levy:

Revenue:

# CERTIFICATION OF VALUATION BY DOUGLAS COUNTY ASSESSOR

Name of Jurisdiction: 4078 - Douglas County Woodmoor Mountain G.I.D.

IN DOUGLAS COUNTY ON 11/21/2019

New Entity: No

## USE FOR STATUTORY PROPERTY TAX REVENUE LIMIT CALCULATIONS (5.5% LIMIT) ONLY

IN ACCORDANCE WITH 39-5-121(2)(a) AND 39-5-128(1), C.R.S. AND NO LATER THAN AUGUST 25, THE ASSESSOR CERTIFIES THE TOTAL VALUATION FOR ASSESSMENT FOR THE TAXABLE YEAR 2019 IN DOUGLAS COUNTY, COLORADO

1. PREVIOUS YEAR'S NET TOTAL TAXABLE ASSESSED VALUATION:	\$2,451,750
2. CURRENT YEAR'S GROSS TOTAL TAXABLE ASSESSED VALUATION: *	\$2,736,360
3. LESS TIF DISTRICT INCREMENT, IF ANY:	\$0
4. CURRENT YEAR'S NET TOTAL TAXABLE ASSESSED VALUATION:	\$2,736,360
5. NEW CONSTRUCTION: **	\$2,480
6. INCREASED PRODUCTION OF PRODUCING MINES: #	\$0
7. ANNEXATIONS/INCLUSIONS:	\$0
8. PREVIOUSLY EXEMPT FEDERAL PROPERTY: #	\$0
9. NEW PRIMARY OIL OR GAS PRODUCTION FROM ANY PRODUCING OIL AND GAS LEASEHOLD ## OR LAND (29-1-301(1)(b) C.R.S.):	\$0
10. TAXES COLLECTED LAST YEAR ON OMITTED PROPERTY AS OF AUG. 1 (29-1-301(1)(a) C.R.S.):	\$0.00
11. TAXES ABATED AND REFUNDED AS OF AUG. 1 (29-1-301(1)(a) C.R.S.) and (39-10-114(1)(a)(I)(B) C.R.S.):	\$0.00

\* This value reflects personal property exemptions IF enacted by the jurisdiction as authorized by Art. X, Sec.20(8)(b), Colo.

\*\* New construction is defined as: Taxable real property structures and the personal property connected with the structure.

# Jurisdiction must submit respective certifications (Forms DLG 52 AND 52A) to the Division of Local Government in order for the values to be treated as growth in the limit calculation.

## Jurisdiction must apply (Forms DLG 52B) to the Division of Local Government before the value can be treated as growth in the limit calculation.

## USE FOR 'TABOR' LOCAL GROWTH CALCULATIONS ONLY

IN ACCORDANCE WITH THE PROVISION OF ARTICLE X, SECTION 20, COLO CONST, AND 39-5-121(2)(b), C.R.S. THE ASSESSOR CERTIFIES THE TOTAL ACTUAL VALUATION FOR THE TAXABLE YEAR 2019 IN DOUGLAS COUNTY, COLORADO ON AUGUST 25, 2019

1. CURRENT YEAR'S TOTAL ACTUAL VALUE OF ALL REAL PROPERTY: @	\$31,400,616
ADDITIONS TO TAXABLE REAL PROPERTY:	
2. CONSTRUCTION OF TAXABLE REAL PROPERTY IMPROVEMENTS: !	\$34,653
3. ANNEXATIONS/INCLUSIONS:	\$0
4. INCREASED MINING PRODUCTION: %	\$0
5. PREVIOUSLY EXEMPT PROPERTY:	\$0
6. OIL OR GAS PRODUCTION FROM A NEW WELL:	\$0
7. TAXABLE REAL PROPERTY OMITTED FROM THE PREVIOUS YEAR'S TAX WARRANT:	\$0

(If land and/or a structure is picked up as omitted property for multiple years, only the most current year's actual value can be reported as omitted property.)

### DELETIONS FROM TAXABLE REAL PROPERTY:

8. DESTRUCTION OF TAXABLE REAL PROPERTY IMPROVEMENTS:	\$0
9. DISCONNECTIONS/EXCLUSION:	\$0
10. PREVIOUSLY TAXABLE PROPERTY:	\$0

@ This includes the actual value of all taxable real property plus the actual value of religious, private schools, and charitable real property.

! Construction is defined as newly constructed taxable real property structures.

% Includes production from new mines and increases in production of existing producing mines.

IN ACCORDANCE WITH 39-5-128(1), C.R.S. AND NO LATER THAN AUGUST 25, THE ASSESSOR CERTIFIES TO SCHOOL DISTRICTS: 1. TOTAL ACTUAL VALUE OF ALL TAXABLE PROPERTY:----->

\$0

NOTE: All levies must be Certified to the Board of County Commissioners NO LATER THAN DECEMBER 15, 2019

Data Date: 11/21/2019