

**CANVASS BOARD'S  
CERTIFICATE OF OFFICIAL ABSTRACT OF VOTES CAST  
(CERTIFICATE OF RESULTS)**


**FOR THE REGULAR ELECTION HELD ON MAY 3, 2016  
WEST METRO FIRE PROTECTION DISTRICT  
DOUGLAS & JEFFERSON COUNTIES, COLORADO**


Each of the undersigned members of the Canvass Board of the West Metro Fire Protection District certifies that the following is a true and correct abstract of the votes cast at the regular election of the West Metro Fire Protection District, at which time the eligible electors of the West Metro Fire Protection District voted as indicated on the attached Judges' Certificate of Election Returns, and as a result of which the eligible electors elected to the office the following directors:

|                 |   |                |
|-----------------|---|----------------|
| Pamela M. Feely | 1101 S. Garrison Street, #102<br>Lakewood, CO 80232 | Four-Year Term |
| Kristina Moeder | 10587 Kicking Horse Drive<br>Littleton, CO 80125    | Four-Year Term |
| Wendy Volmer    | 7116 S. Kline Way<br>Littleton, CO 80127            | Four-Year Term |

CERTIFIED this 14<sup>th</sup> of May, 2016

  
Designated Election Official

  
Canvasser

  
Canvasser

Kim L. Brewer  
433 S. Allison Parkway  
Lakewood, CO 80226  
(303) 989-4307

**JUDGES' CERTIFICATE OF ELECTION RETURNS and  
STATEMENT OF BALLOTS**

**POLLING PLACE ELECTION**

§1-13.5-613, C.R.S.

**JUDGES' CERTIFICATE OF RETURNS:**

IT IS HEREBY CERTIFIED by the undersigned, who conducted the election held in the West Metro Fire Protection District, in Douglas and Jefferson Counties, Colorado, on the May 3, 2016, that after qualifying by swearing and subscribing to their Oaths of Office, they opened the polls at 7:00 a.m., and that they kept the polls open continuously until the hour of 7:00 p.m. on said date, after which they counted the ballots cast for Directors of said District;

**That the votes cast for Director of the District for 4-year terms were as follows (numeric and spelled out):**

| <b>Candidate for Director</b> | <b>Votes Cast at Polling Place</b> | <b>Absentee Votes Cast</b> | <b>TOTAL</b> |
|-------------------------------|------------------------------------|----------------------------|--------------|
| Pamela M. Feely               | <u>196</u>                         | <u>26</u>                  | <u>222</u>   |
| Michael Williams              | <u>49</u>                          | <u>14</u>                  | <u>63</u>    |
| Kristina L. Moeder            | <u>174</u>                         | <u>11</u>                  | <u>185</u>   |
| Wendy Volmer                  | <u>188</u>                         | <u>26</u>                  | <u>214</u>   |

**STATEMENT OF BALLOTS:**

**It is hereby identified and specified that:**

**Numeric & Spelled Out**

TOTAL Number of Ballots Received from the DEO on Election Day prior to the election:

|                                   |              |
|-----------------------------------|--------------|
| Official                          | <u>2,000</u> |
| Substitute Ballots (made by DEO)* | <u>0</u>     |
| Unvoted/not sent absentee ballots | <u>113</u>   |

TOTAL Number of Voted Sealed Absentee Ballots Received from DEO  
Includes numbers dropped off throughout Election Day:

26

TOTAL Number of Voted Sealed Emergency Ballots Received from DEO:

0

TOTAL Number of Unofficial Ballots (made by judges on site):\*

0

**TOTAL BALLOTS RECEIVED:**

2,139

*\*You will not have totals for these ballots unless the DEO instructed the judges to use these.*

**JUDGES' CERTIFICATE OF ELECTION RETURNS and  
STATEMENT OF BALLOTS, con't.**

**POLLING PLACE ELECTION**

**Numeric & Spelled Out**

**TOTAL Number of Ballots Delivered to Voter and Cast\*\*:**

|             |            |
|-------------|------------|
| Official    | <u>231</u> |
| Challenged  | <u>0</u>   |
| Substitute* | <u>0</u>   |
| Unofficial* | <u>0</u>   |
| Absentee    | <u>4</u>   |
| UOCAVA      | <u>22</u>  |

**Total Cast Ballots:**

257

**TOTAL Number of Ballots Delivered to Voter, Not Cast:**

|                   |          |
|-------------------|----------|
| Spoiled           | <u>3</u> |
| Rejected Absentee | <u>0</u> |

**Total Spoiled/Rejected Ballots:**

3

**TOTAL Number of Ballots Not Delivered to Voter, Not Cast (Unused):**

|            |              |
|------------|--------------|
| Official   | <u>1,766</u> |
| Substitute | <u>0</u>     |
| Unofficial | <u>0</u>     |
| Absentee   | <u>92</u>    |
| UOCAVA     | <u>21</u>    |

**Total Unused:**

1,879


**TOTAL BALLOTS RETURNED\*\*:**


2,139


**JUDGES' CERTIFICATE OF ELECTION RETURNS and  
STATEMENT OF BALLOTS, con't.**

**POLLING PLACE ELECTION**

**Certified this 11<sup>th</sup> day of May, 2016.**

  
\_\_\_\_\_, Election Judge

  
\_\_\_\_\_, Election Judge

  
\_\_\_\_\_, Election Judge

  
\_\_\_\_\_, Election Judge

**NOTES:**

\*The Total Number of Ballots Cast is equal to the total number of voters who voted as shown in the pollbook.

\*The Total Number of Ballots Cast in Envelopes (voted), Spoiled Ballots, Rejected Absentee and Unused Ballots shall equal the Total Number of Ballots provided.

\*\* If there is a discrepancy in the TOTAL RECEIVED and TOTAL RETURNED numbers, the judges shall explain in writing.