










-  Ute Pass Regional Ambulance District
-  Populated Place
-  County Line
-  Highways
-  Sections (GCDB)
-  Townships (GCDB)



December 13, 2009  
Park County GIS Department

