



**NOTICE IS HEREBY GIVEN**  
**that the Board of Directors of the**  
**PARKER WATER & SANITATION DISTRICT**  
**of Douglas County, Colorado will hold a Regularly scheduled meeting at the**

Parker Water & Sanitation District - North Water Reclamation Facility  
18100 E. Woodman Drive, Parker, Colorado 80134

**April 27, 2017**  
**6:00PM**

*Members of the Public Who Wish to Speak during the Public Interest portion of the meeting must sign up.  
The Sign-Up Sheet is located outside of the Conference Room.*

The Board of Directors may take action on any of the agenda items as presented or modified prior to or during the meeting, and items necessary to effectuate the agenda items.

**CALL TO ORDER**

**ROLL CALL**

**PLEDGE OF ALLEGIANCE**

**UNSCHEDULED ITEMS OF PUBLIC INTEREST** *This time is reserved for members of the public to make a presentation to the PWSD Board of Directors on items or issues that are not scheduled on the agenda. As a general practice, the Board will not discuss/debate these items, nor will the Board make any decisions on items presented during this time, rather will refer the items to staff for follow up. Comments are limited to four (4) minutes per speaker.*

**CHANGES AND ADDITIONS TO THE AGENDA**

**BOARD COMMENTS**

**LEADERSHIP TEAM COMMENTS**

**GENERAL LEGAL COUNSEL UPDATE**

**ITEMS FOR DISCUSSION AND ACTION BY THE BOARD**

1. **APPROVAL OF MINUTES** –April 13, 2017
2. **ACCOUNTS PAYABLE** – April 1 - 15, 2017
3. **FINANCIALS** – March 2017
4. **DISCUSSION ITEM** - Rueter-Hess Recreation Authority License Agreement

**ADJOURNMENT**

**RECORD OF PROCEEDINGS  
Minutes of a Regular Meeting  
of the Board of Directors for the  
PARKER WATER AND SANITATION DISTRICT**

Thursday, April 13, 2017  
at the PW&SD North Water Reclamation Facility  
18100 E. Woodman Drive, Parker, Colorado 80134

**CALL TO ORDER**

Director Wasserman called the meeting to order at 6:03PM and confirmed that a quorum was present.

**ROLL CALL**

- Members of the Board present: Bill Wasserman, Merlin Klotz, Dale Reiman, and Kelly McCurry. Darcy Beard was excused.
- The District's Leadership Team was represented by Ron Redd and James Roche. Staff also in attendance: Maleia Good, Stephanie Sansom, Rebecca Tejada, Billie Owens
- General Counsel, Jeff Parker.

**PLEDGE OF ALLEGIANCE** – Stated.

**UNSCHEDULED ITEMS OF PUBLIC INTEREST** - *None*

**CHANGES AND ADDITIONS TO THE AGENDA** - *None*

**BOARD COMMENTS**

*None.*

**LEADERSHIP TEAM COMMENTS**

**District Manager**

**Rueter-Hess Reservoir**

As of Thursday, April 13, 2017, the Reservoir was approximately 28,120 AF – up 541 AF from three weeks ago (27,579 AF). The reservoir depth increased nearly a foot and now sits at 107.9 feet deep. There is currently a call on the river.

**Legislative Update.**

Mr. Redd provided the Board with the April 2, 2017 legislative report by Pat Ratliff – the South Metro Water Supply Authority's lobbyist.

**Utility Finance and Management Lecture.**

Mr. Redd shared that he attended a lecture on Colorado's Water Plan and the options to address the funding gap.

**Update on providing utility services to other Districts.**

Mr. Redd provided an update that discussions were continuing with PWSD providing utility service to others.

Q12 Survey Update.

Mr. Redd informed the Board that the Q12 Survey (survey created by Gallup) had been completed by the PWSD staff, and in the coming weeks the outcome of the survey will be shared with the staff and Board.

## Director of Enterprise Solutions

AMI.

Billie Owens provided a brief update on the AMI progress, and that over 4,000+ meters had been replaced, and 93% of non-single family meters are complete.

Bond and Underwriters meetings.

Mr. Redd shared that PWSD is looking at April 26th for meetings with the underwriters/bond counsel. Mr. Redd asked if any Board of Directors would like to attend to let Steve Hellman know.

## Director of Engineering

Engineering Updates.

Rebecca Tejada updated that the Ridgeway Pipeline project has been going very well and substantial completion is slated for end of May, with final completed by end of June. Stephanie Sansom shared that MetaWater representatives had been onsite at the Water Purification Facility, and the filter issue is actively being addressed.

National Leader Opportunity.

Mr. Redd shared that Pieter Van Ry recently conducted a presentation at the Design Build Institute Conference describing PWSD's experience using the Design/Build construction methodology. Mr. Redd shared how well received Mr. Van Ry's presentation was, and that the institute would welcome further input from Mr. Van Ry.

## GENERAL LEGAL COUNSEL UPDATE

Mr. Parker highlighted specific legal matters involving the District, including the finalization of the Hidden River sewer charges, the Rueter-Hess Recreation Authority License Agreement, the Meadowlark inclusion, and a future resolution outlining conditional inclusions.

## ITEMS FOR DISCUSSION AND ACTION BY THE BOARD

### 1. APPROVAL OF MINUTES March 23, 2017

*Director Klotz made a motion to approve the March 23, 2017 minutes as stated; Director McCurry seconded the motion.*

**Vote:**

YES

*Bill Wasserman*

YES

*Kelly McCurry*

YES

*Dale Reiman*

YES

*Merlin Klotz*

*Motion passed on a vote of 4-0*

**2. ACCOUNTS PAYABLE - March 16 – 31, 2017**

The check register was previously provided to the Directors, as well as the memo highlighting selected checks for discussion and consideration.

*Following review and discussion Director Reiman made a motion to approve the March 16-31, 2017, disbursements; Director McCurry seconded the motion.*

**Vote:**

YES Bill Wasserman  
YES Kelly McCurry  
YES Dale Reiman  
YES Merlin Klotz  
Motion passed on a vote of 4-0

**3. REQUEST FOR APPROVAL – Regional Non-Potable Water System Addition**

Mr. Roche presented a request for the expenditure of \$128,283.00 for a third pump and variable frequency drive (VFD) addition to the Regional Non-Potable Water System (NPW). The NPW currently has two pumps designed to move water from Regional Pond to the Cherry Creek Diversion Structure. This addition will allow the District to maintain maximum pumping capacity to CCDS in the event of a pump failure.

*Following review and discussion, Director McCurry made a motion to approve the expenditure of \$128,283.00 to Applied Ingenuity to supply and install the new pump and VFD unit at Regional Pump Station; Director Reiman seconded the motion.*

**Vote:**

YES Bill Wasserman  
YES Kelly McCurry  
YES Dale Reiman  
YES Merlin Klotz  
Motion passed on a vote of 4-0

**4. REQUEST FOR APPROVAL – Early Works Package for the WRCP Final Design and Long Lead Equipment**

Rebecca Tejada presented a request for Board approval of an Early Work Package (EWP) for the Water Resource Centralization Project (WRCP) to finalize design of Phase 1a (\$666,308.00) and procure long lead equipment (\$475,687.64) for a total amount of \$1,141,995.64. This EWP would allow Overland Contracting, Inc. to continue design efforts while the Guaranteed Maximum Price (GMP) is finalized, and begin the procurement process of long lead items in an effort to meet the overall construction schedule.

*Following review and discussion, Director McCurry made a motion to approve the execution of Amendment No. 2 to the Overland Contracting Inc. Contract in the amount of \$1,141,995.64 as an Early Work Package for the Water Resource Centralization Project; Director Reiman seconded the motion.*

**Vote:**

YES

*Bill Wasserman*

YES

*Kelly McCurry*

YES

*Dale Reiman*

YES

*Merlin Klotz*

Motion passed on a vote of 4-0

**MEETING ADJOURNMENT**

A motion was made and seconded to adjourn the meeting at 6:50PM.

The next Regular meeting of the Parker Water & Sanitation District Board is scheduled for Thursday, April 27, 2017 at 6:00PM.

The foregoing minutes constitute a true and correct copy of the minutes of the above referenced meeting and were approved by the Board of Directors of the Parker Water and Sanitation District.

---

PWSD Board of Directors

Meeting Date: April 27, 2017

## **AGENDA MEMORANDUM**

**To:** District Board Members  
**Thru:** Ron R. Redd, PE, District Manager  
**From:** Steve Hellman, Chief Financial Officer  
**Title:** Accounts Payable – April 1-15, 2017

---

### **Executive Summary**

This agenda item includes the Payment History Report for April 1-15, 2017. The invoice comment field for each check listed on the Payment History Report provides the Board with a brief description of each check. For a selected group of checks, additional information is provided below:

**#002853, \$1,631.20, page 3:**

This payment to Circle L Irrigation Inc is for the repair of flow meters at the Kauffman Farm.

**#002880, \$17,210.30, page 4:**

This payment to SNS Excavating LLC is for the cleaning of the pivot pond and for replacing topsoil at the Hurst Farm.

### **Proposed Motion**

I move to approve the accounts payables for April 1-15, 2017.

### **Attachments**

Payment History Report – 4/1/2017 to 4/15/2017

# Check Register

Check	Check	Vendor	Check	Invoice	Description	Invoice
002784	4/7/2017	ABI Inc	\$ 3,158.09	4/4/2017	Gaskets	\$ 116.73
				4/4/2017	Turbine Pump	\$ 3,041.36
002785	4/7/2017	ACZ Laboratories Inc	\$ 480.00	4/4/2017	Lab Testing	\$ 160.00
				4/4/2017	Lab Testing	\$ 160.00
				4/4/2017	Lab Testing	\$ 160.00
002786	4/7/2017	Adam Bates	\$ 36.00	4/4/2017	Supervisory Class	\$ 36.00
002787	4/7/2017	Airgas USA LLC	\$ 1,448.30	4/4/2017	Lab Supplies	\$ 1,381.88
				4/4/2017	Lab Supplies	\$ 66.42
002788	4/7/2017	Anthem Blue Cross & Blue Shield	\$ 100,341.06	4/4/2017	Premium - April 2017	\$ 100,341.06
002789	4/7/2017	Arturo & Shellie Aguilera	\$ 87.00	4/4/2017	Refund of Overpayment	\$ 87.00
002790	4/7/2017	Atlas Copco Compressors LLC	\$ 10,214.22	4/4/2017	Compressor Maintenance	\$ 9,665.22
				4/4/2017	Compressor Repair	\$ 549.00
002791	4/7/2017	Breakthroughs Inc	\$ 2,400.00	4/4/2017	Team Building	\$ 2,400.00
002792	4/7/2017	C & L Water Solutions Inc	\$ 570.00	4/4/2017	Curb Stop	\$ 570.00
002793	4/7/2017	Carollo Engineers Inc	\$ 14,642.45	4/4/2017	General Engineering	\$ 14,642.45
002794	4/7/2017	CH2M Hill Engineers	\$ 90,215.74	4/4/2017	NWRF Expansion	\$ 47,907.90
				4/4/2017	NWRF Expansion	\$ 42,307.84
002795	4/7/2017	Colorado Analytical Laboratory	\$ 1,122.00	4/4/2017	Lab Testing	\$ 778.00
				4/4/2017	Lab Testing	\$ 174.00
				4/4/2017	Lab Testing	\$ 170.00
002796	4/7/2017	Colorado Dept Of Public Health	\$ 1,319.44	4/4/2017	Lab Certification Fees	\$ 1,319.44
002797	4/7/2017	Consolidated Electrical Distributors	\$ 2,977.83	4/4/2017	LED Lightpoles	\$ 2,977.83
002798	4/7/2017	CPI Automation & Control	\$ 4,583.53	4/4/2017	IT Supplies	\$ 3,969.23
				4/4/2017	IT Supplies	\$ 614.30
002799	4/7/2017	Dana Kepner Co	\$ 564,877.16	4/4/2017	Endpoints	\$ 397,205.20
				4/4/2017	Endpoints	\$ 19,800.00
				4/4/2017	Meters/Touchpads	\$ 147,330.16
				4/4/2017	Touchpads	\$ 541.80
002800	4/7/2017	Data Print Services LLC	\$ 6,790.12	4/4/2017	Billing Outsource	\$ 6,411.41
				4/4/2017	Billing Outsource	\$ 378.71
002801	4/7/2017	Deborah Desjarlais	\$ 513.75	4/4/2017	Tribal Liaison	\$ 513.75
002802	4/7/2017	Denver Industrial Pumps	\$ 1,217.82	4/4/2017	Pump	\$ 1,217.82
002803	4/7/2017	Doyle Plumbing Inc	\$ 2,305.00	4/4/2017	PRV	\$ 192.50
				4/4/2017	PRV	\$ 795.00
				4/4/2017	PRV	\$ 385.00
				4/4/2017	PRV	\$ 385.00
				4/4/2017	PRV	\$ 385.00
				4/4/2017	PRV	\$ 162.50
002804	4/7/2017	DPC Industries	\$ 13,613.48	4/4/2017	Caustic Soda	\$ 4,150.42
				4/4/2017	Caustic Soda	\$ 4,172.31
				4/4/2017	Ferric Chloride	\$ 5,290.75
002805	4/7/2017	EMA Inc	\$ 9,298.90	4/4/2017	Work Management System	\$ 9,298.90
002806	4/7/2017	Environmental Resource Associates	\$ 1,579.57	4/4/2017	Lab Testing	\$ 1,579.57
002807	4/7/2017	EPR LLC	\$ 13,299.53	4/4/2017	Hydrant Repair	\$ 3,226.26

# Check Register

Check	Check	Vendor	Check	Invoice	Description	Invoice
				4/4/2017	Valve Repair	\$ 10,073.27
002808	4/7/2017	Eurofins Eaton Analytical Inc	\$ 1,640.00	4/4/2017	Lab Testing	\$ 280.00
				4/4/2017	Lab Testing	\$ 1,360.00
002809	4/7/2017	Ferguson Waterworks	\$ 398.18	4/4/2017	Lab Supplies	\$ 398.18
002810	4/7/2017	Fisher Scientific	\$ 1,959.93	4/4/2017	Lab Supplies	\$ 1,959.93
002811	4/7/2017	GEI Consultants, Inc	\$ 5,116.00	4/4/2017	Lab Testing	\$ 5,116.00
002812	4/7/2017	Grainger Inc	\$ 1,075.67	4/4/2017	Tubing	\$ 100.62
				4/4/2017	Tubing	\$ 578.13
				4/4/2017	Tubing	\$ 126.94
				4/4/2017	Filter	\$ 6.96
				4/4/2017	Flanges	\$ 86.78
				4/4/2017	Flanges	\$ 35.44
				4/4/2017	Lockout Kits	\$ 140.80
002813	4/7/2017	Hach Company	\$ 1,272.56	4/4/2017	Lab Supplies	\$ 328.89
				4/4/2017	Lab Supplies	\$ 763.77
				4/4/2017	Lab Supplies	\$ 179.90
002814	4/7/2017	Harris Computer Corp	\$ 1,126.70	4/4/2017	Aquahawk	\$ 135.00
				4/4/2017	AMI Project	\$ 991.70
002815	4/7/2017	Home Depot Credit Services	\$ 2,352.21	4/4/2017	Home Depot March 17	\$ 2,352.21
002816	4/7/2017	Iconics Inc	\$ 16,565.40	4/4/2017	Iconics Support	\$ 16,565.40
002817	4/7/2017	Idexx Laboratories Inc	\$ 1,906.55	4/4/2017	Lab Testing	\$ 1,906.55
002818	4/7/2017	IREA	\$ 8,513.50	4/4/2017	Electricity	\$ 40.56
				4/4/2017	Electricity	\$ 4,183.60
				4/4/2017	Electricity	\$ 666.59
				4/4/2017	Electricity	\$ 2,752.97
				4/4/2017	Electricity	\$ 28.69
				4/4/2017	Electricity	\$ 147.82
				4/4/2017	Electricity	\$ 693.27
002819	4/7/2017	JetPay Payment Services FL LLC	\$ 1,598.50	4/4/2017	Billing Outsource	\$ 1,598.50
002820	4/7/2017	JMK Consulting	\$ 5,544.00	4/4/2017	ERP Project	\$ 5,544.00
002821	4/7/2017	Johnson Controls Inc	\$ 6,731.15	4/4/2017	Access Control	\$ 6,731.15
002822	4/7/2017	Jon Jantz	\$ 133.90	4/4/2017	Leadership Training	\$ 133.90
002823	4/7/2017	Kelty Construction Inc	\$ 1,039.28	4/4/2017	Hydrant Meter Deposit	\$ 1,039.28
002824	4/7/2017	Kruger Inc	\$ 56,595.60	4/4/2017	Chemicals	\$ 5,250.00
				4/4/2017	Chemicals	\$ 51,345.60
002825	4/7/2017	Office Depot Credit Plan	\$ 754.39	4/4/2017	Office Supplies	\$ 754.39
002826	4/7/2017	Pacific Office Automation	\$ 350.95	4/4/2017	Plotter Repair	\$ 190.95
				4/4/2017	Plotter Repair	\$ 160.00
002827	4/7/2017	Peak Elevator Performance Group	\$ 172.00	4/4/2017	Elevator Maintenance	\$ 172.00
002828	4/7/2017	Phoenix Process Equip	\$ 4,605.09	4/4/2017	Belts	\$ 4,605.09
002829	4/7/2017	Provident Life & Accident Insurance	\$ 705.71	4/4/2017	Premium - March 17	\$ 705.71
002830	4/7/2017	Quality Pipe Services LLC	\$ 1,325.00	4/4/2017	Cleanout Filters	\$ 1,325.00
002831	4/7/2017	Quest Software inc	\$ 24,197.79	4/4/2017	Kace System Computer	\$ 24,197.79
002832	4/7/2017	S & B Porta-Bowl Restrooms Inc	\$ 208.00	4/4/2017	Chloramine/WISE Ridgeway	\$ 208.00



# Check Register

Check	Check	Vendor	Check	Invoice	Description	Invoice
002833	4/7/2017	SGS Accutest Inc	\$ 961.00	4/4/2017	Lab Testing	\$ 320.00
				4/4/2017	Lab Testing	\$ 171.50
				4/4/2017	Lab Testing	\$ 198.50
				4/4/2017	Lab Testing	\$ 135.50
				4/4/2017	Lab Testing	\$ 135.50
002834	4/7/2017	Shred-It	\$ 40.00	4/4/2017	Document Shredding	\$ 40.00
002835	4/7/2017	Skalar Inc	\$ 540.15	4/4/2017	Tubing	\$ 540.15
002836	4/7/2017	TEC Integration Inc	\$ 6,268.53	4/4/2017	Surveillance Cameras	\$ 6,268.53
002837	4/7/2017	TW Summit Corporation	\$ 5,355.00	4/4/2017	PRV	\$ 5,355.00
002838	4/7/2017	Unum Life Insurance Co Of America	\$ 6,739.46	4/4/2017	Premium - March 17	\$ 364.18
				4/4/2017	Premium - April 17	\$ 6,375.28
002839	4/7/2017	UPS	\$ 190.24	4/4/2017	Postage	\$ 190.24
002840	4/7/2017	USA Bluebook	\$ 233.93	4/4/2017	Chemical Supplies	\$ 233.93
002841	4/7/2017	VWR International Inc	\$ 1,305.81	4/4/2017	Lab Supplies	\$ 288.28
				4/4/2017	Lab Supplies	\$ 996.31
				4/4/2017	Lab Supplies	\$ 21.22
002842	4/7/2017	Waste Connections of Colorado Inc	\$ 90.07	4/4/2017	Refuse Removal	\$ 90.07
002843	4/7/2017	WEX Bank	\$ 5,342.52	4/4/2017	Fuel	\$ 5,342.52
002844	4/7/2017	Xcel Energy	\$ 19,688.76	4/4/2017	Natural Gas/Electricity	\$ 15,947.43
				4/4/2017	Electricity	\$ 1,333.25
				4/4/2017	Natural Gas/Electricity	\$ 2,408.08
002845	4/14/2017	ABI Inc	\$ 125.49	4/11/2017	Gaskets	\$ 125.49
002846	4/14/2017	All C's Embroidery & Advertising	\$ 2,889.60	4/11/2017	Clothing	\$ 2,889.60
002847	4/14/2017	Ambiente H2O Inc	\$ 2,025.03	4/11/2017	Rotor/Stator	\$ 2,025.03
002848	4/14/2017	AT & T Mobility	\$ 506.58	4/11/2017	Communications	\$ 506.58
002849	4/14/2017	Atlas Copco Compressors LLC	\$ 3,069.47	4/11/2017	Condensor Repair	\$ 3,069.47
002850	4/14/2017	Brownstein Hyatt Farber Schreck	\$ 18,601.76	4/11/2017	Discharge Permit	\$ 255.23
				4/11/2017	Discharge Permit	\$ 155.29
				4/11/2017	Water Quality	\$ 2,956.10
				4/11/2017	Water Quality	\$ 1,289.96
				4/11/2017	WQCC Modification	\$ 299.81
				4/11/2017	Pretreatment Hearing	\$ 817.44
				4/11/2017	WQCC Modification	\$ 2,971.48
				4/11/2017	CC Watershed	\$ 1,338.14
				4/11/2017	CC Watershed	\$ 6,071.63
4/11/2017	RHRES	\$ 2,446.68				
002851	4/14/2017	Centurylink	\$ 113.98	4/11/2017	Communications	\$ 113.98
002852	4/14/2017	Charles D Jones Inc	\$ 31.94	4/11/2017	Linkage Extension	\$ 31.94
002853	4/14/2017	Circle L Irrigation Inc	\$ 1,631.20	4/11/2017	Kaufman Farm	\$ 1,631.20
002854	4/14/2017	CPI Automation & Control	\$ 52.70	4/11/2017	Labels	\$ 52.70
002855	4/14/2017	Cynthia Hackel	\$ 85.00	4/11/2017	Certification	\$ 85.00
002856	4/14/2017	DBC Irrigation Supply LLC	\$ 75.25	4/11/2017	Valve	\$ 75.25
002857	4/14/2017	Dell Marketing	\$ 9,123.80	4/11/2017	Computers/Monitors	\$ 9,123.80
002858	4/14/2017	Douglas Cty Department of Public Works	\$ 275.00	4/11/2017	WISE/Ridgegate	\$ 275.00

# Check Register

Check	Check	Vendor	Check	Invoice	Description	Invoice
002859	4/14/2017	Falcon Environmental Corp	\$ 5,513.72	4/11/2017	Electrical Supplies	\$ 5,513.72
002860	4/14/2017	Grainger Inc	\$ 248.47	4/11/2017	Safety Glasses	\$ 248.47
002861	4/14/2017	Guy Fittje	\$ 36.23	4/11/2017	Mileage	\$ 36.23
002862	4/14/2017	Hach Company	\$ 892.80	4/11/2017	Chemical Supplies	\$ 892.80
002863	4/14/2017	Harris Computer Corp	\$ 412.30	4/11/2017	Billing Outsource	\$ 412.30
002864	4/14/2017	IREA	\$ 138,934.06	4/11/2017	Electricity	\$ 248.60
				4/11/2017	Electricity	\$ 498.57
				4/11/2017	Electricity	\$ 20,265.91
				4/11/2017	Electricity	\$ 18,043.89
				4/11/2017	Electricity	\$ 370.00
				4/11/2017	Electricity	\$ 45,530.06
				4/11/2017	Electricity	\$ 26,358.86
				4/11/2017	Electricity	\$ 68.95
				4/11/2017	Electricity	\$ 702.77
				4/11/2017	Electricity	\$ 640.83
				4/11/2017	Electricity	\$ 23,426.74
				4/11/2017	Electricity	\$ 1,076.83
				4/11/2017	Electricity	\$ 820.32
				4/11/2017	Electricity	\$ 533.00
				4/11/2017	Electricity	\$ 348.73
002865	4/14/2017	John Briest	\$ 50.00	4/11/2017	Smart Controller Rebate	\$ 50.00
002866	4/14/2017	Kerry Buford Plemmons	\$ 1,200.00	4/11/2017	Strategic Planning Training	\$ 1,200.00
002867	4/14/2017	Larry Burdette	\$ 39.94	4/11/2017	Safety Guards	\$ 39.94
002868	4/14/2017	Malireddy S Reddy 2012 Irrevocable Trust	\$ 26,800.00	4/11/2017	WRCP Eastment	\$ 26,800.00
002869	4/14/2017	Marina Kopytkovskiy	\$ 42.80	4/11/2017	Mileage	\$ 42.80
002870	4/14/2017	Max Grimes	\$ 107.00	4/11/2017	TAC Meeting	\$ 107.00
002871	4/14/2017	Municipal Treatment Equipment	\$ 13,521.76	4/11/2017	Pumps	\$ 7,841.00
				4/11/2017	Maintenance Supplies	\$ 5,680.76
002872	4/14/2017	Peak Elevator Performance Grp	\$ 172.00	4/11/2017	Elevator Maintenance	\$ 172.00
002873	4/14/2017	Pitney Bowes Inc	\$ 131.31	4/11/2017	Postage Meter Rental	\$ 131.31
002874	4/14/2017	Process Control Dynamics Inc	\$ 3,465.33	4/11/2017	Xeta Wave Radios	\$ 3,465.33
002875	4/14/2017	Rexel Electrical Products	\$ 24,468.62	4/11/2017	Analog Output	\$ 4,807.00
				4/11/2017	Compactlogix	\$ 19,295.65
				4/11/2017	IT Supplies	\$ 365.97
002876	4/14/2017	RSM US LLP	\$ 35,000.00	4/11/2017	2016 Audit	\$ 35,000.00
002877	4/14/2017	Sercom	\$ 575.00	4/11/2017	Recertification	\$ 575.00
002878	4/14/2017	Shady Tree Service	\$ 763.66	4/11/2017	Hydrant Meter Deposit	\$ 763.66
002879	4/14/2017	Skalar Inc	\$ 31.88	4/11/2017	Lab Supplies	\$ 31.88
002880	4/14/2017	SNS Excavating LLC	\$ 17,210.30	4/11/2017	Hurst Farm	\$ 1,980.00
				4/11/2017	Hurst Farm	\$ 15,230.30
002881	4/14/2017	Swift Courier Services	\$ 92.29	4/11/2017	Postage	\$ 92.29
002882	4/14/2017	Town Of Parker	\$ 92,135.22	4/11/2017	Stormwater Fees March 2017	\$ 92,135.22
002883	4/14/2017	Upper Cherry Creek Water Assn	\$ 47,574.00	4/11/2017	CCAS	\$ 47,574.00
002884	4/14/2017	UPS	\$ 21.77	4/11/2017	Postage	\$ 21.77

# Check Register

Check	Check	Vendor	Check	Invoice	Description	Invoice
002885	4/14/2017	US Bank Equipment Finance	\$ 1,370.35	4/11/2017	Copier Lease	\$ 1,370.35
002886	4/14/2017	USA Bluebook	\$ 9,346.51	4/11/2017	Lab Supplies	\$ 409.56
				4/11/2017	Chemical Supplies	\$ 5,517.34
				4/11/2017	Chemical Supplies	\$ 3,419.61
002887	4/14/2017	Waste Connections of Colorado Inc	\$ 661.31	4/11/2017	Refuse Removal	\$ 204.61
				4/11/2017	Refuse Removal	\$ 456.70
002888	4/14/2017	Waterplans Inc	\$ 1,600.00	4/11/2017	Hydraulic Modeling	\$ 1,600.00
			\$ 1,500,759.95			\$ 1,500,759.95

Meeting Date April 27, 2017

**AGENDA MEMORANDUM**

**To:** District Board Members  
**Thru:** Ron R. Redd, PE, District Manager  
**From:** Steve Hellman, Chief Financial Officer  
**Title:** Monthly Financial Report – March 2017

---

**Summary**

Combined operating revenues (Water and Sewer) total \$6.4M and are at 106% of the projected budget YTD. Combined capital revenues total \$9.8M and are 125% of the projected budget YTD. Combined operating expenditures, excluding debt service, total \$4M and are at 85% of projected budget YTD. Capital projects spending for Water and Sewer, excluding debt service, total \$6.7M, or 94%, of the projected budget YTD.

**Cash and Investments**

As of March 31, 2017, PWSD's cash and investments totaled \$113,433,078, up approximately \$3.7M from February. The total cash and investment total is broken down further below. Of the total, approximately \$20.3 million is reserved or restricted for a specific purpose including the debt service reserve on the water purification bonds (\$5.2 million), debt service payments (\$4.2 million), rate stabilization reserve (\$6 million), and the 3-month operating reserve (\$4.9 million).

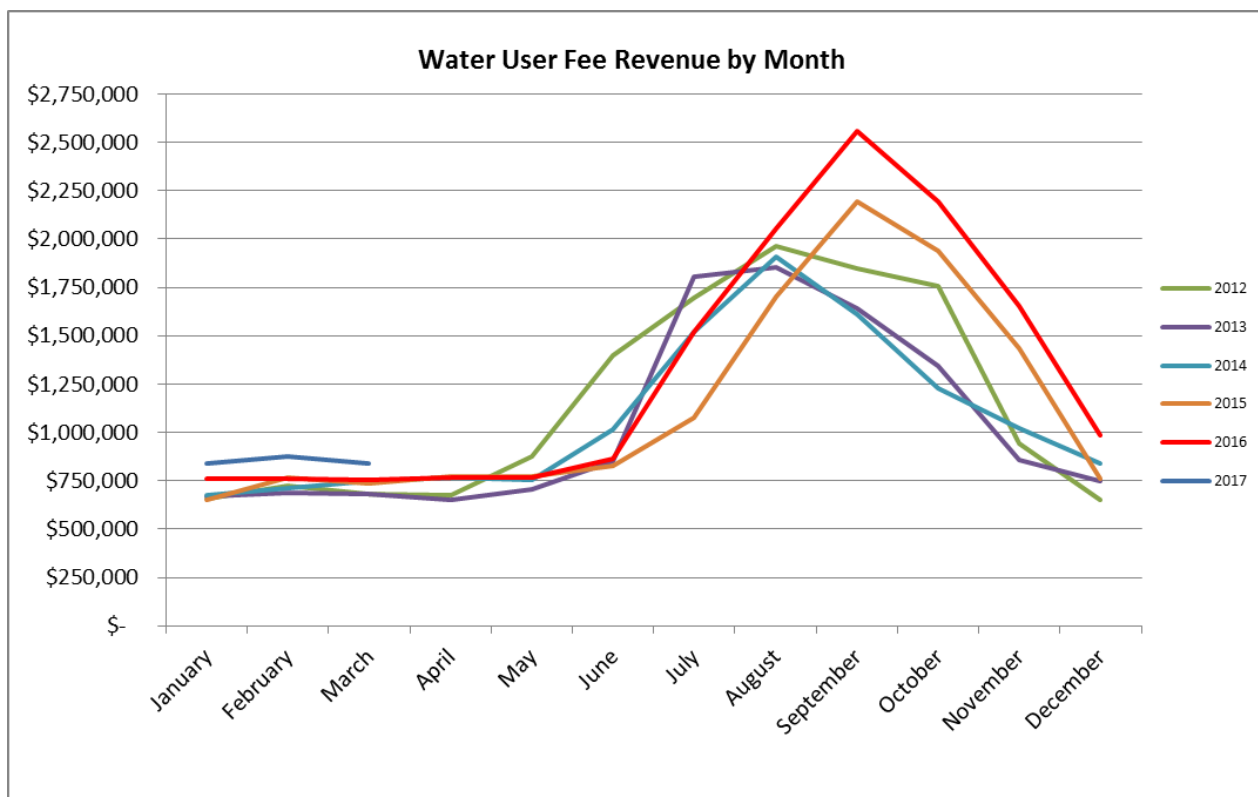
- \$14,266,519 Water Operations, up approximately \$383K from February (includes \$5,597,976 restricted/reserved).
- \$20,970,655 Sewer Operations, up approximately \$291K from February (includes \$7,086,823 restricted/reserved).
- \$61,329,915 Water Capital, up approximately \$3.3M from February (includes \$7,572,107 restricted/reserved).
- \$16,837,037 Sewer Capital, down approximately \$290K from February (includes \$0 restricted/reserved).

The amounts shown may be considered restricted (proceeds must be used for a specific purpose) or non-restricted (can be used for any approved purpose).

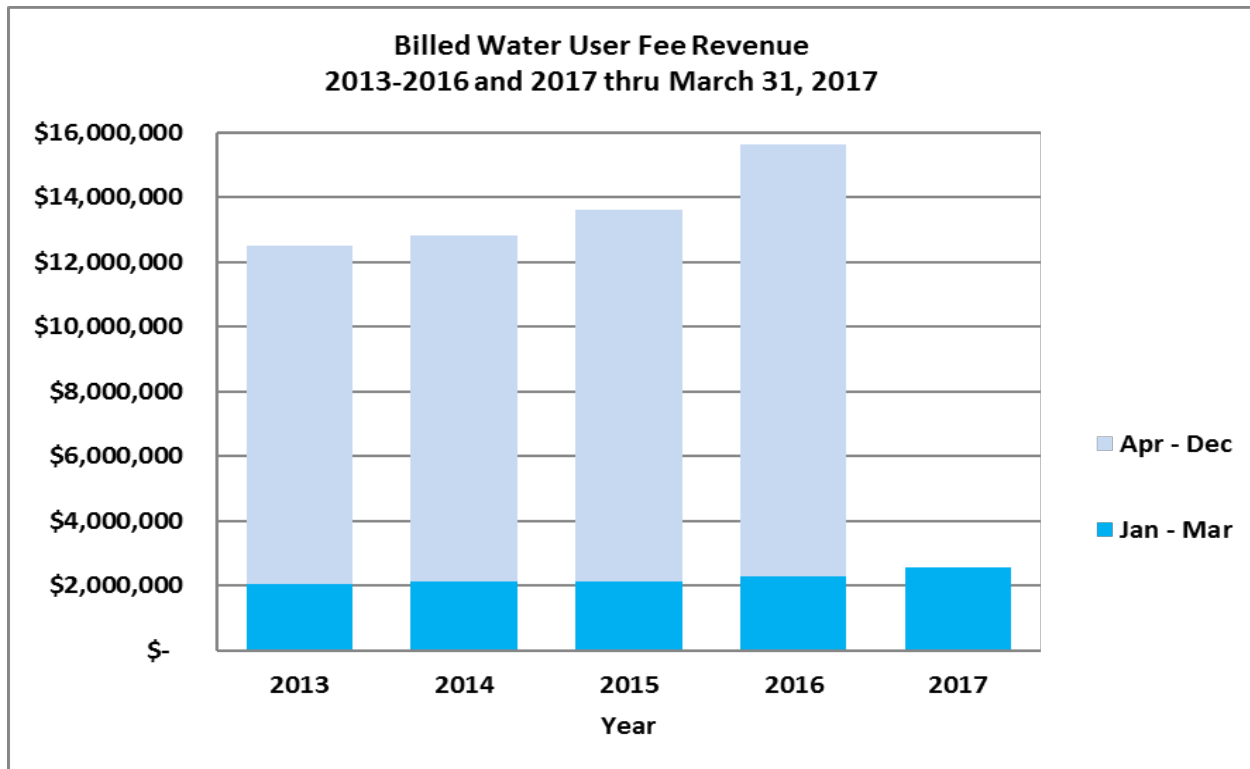
## **Billed Water Revenue and Billed Consumption**

Total billed water user fee revenue is up approximately \$273K, or 12%, from the same period in 2016. The increase in revenue is due primarily to the late season irrigation billed in 2017 and new connections.

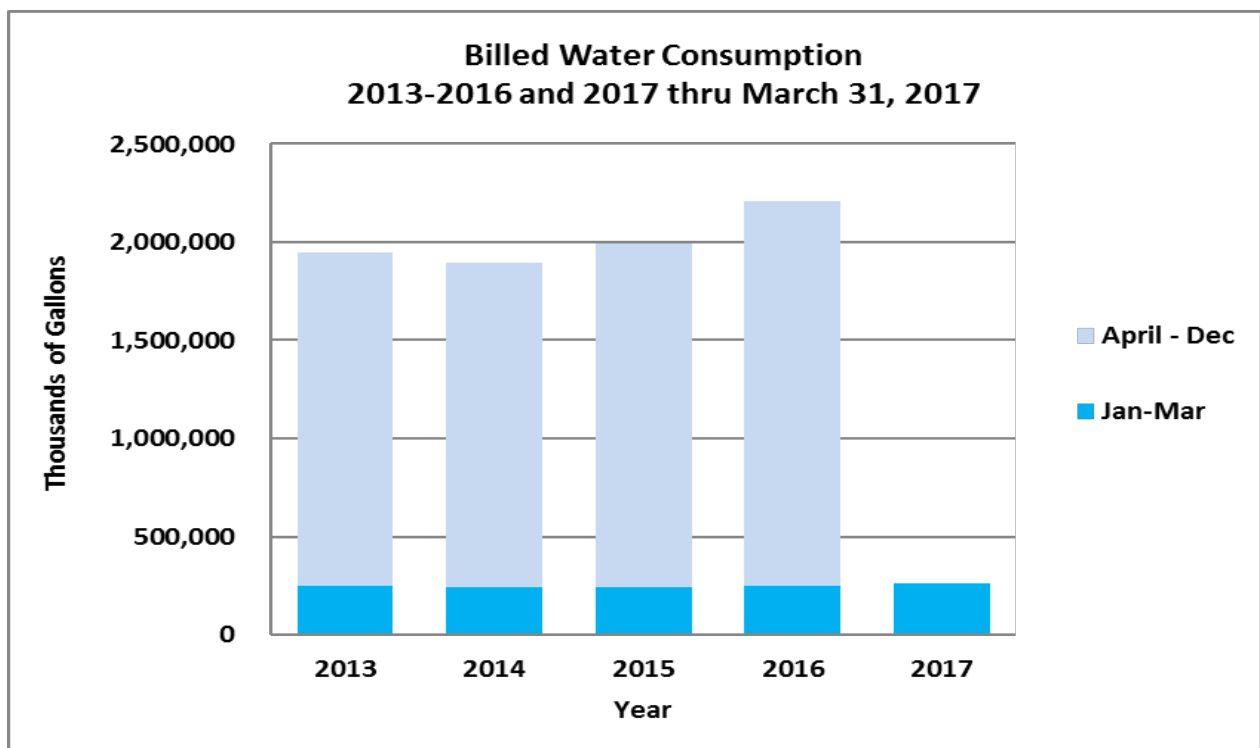
It is important to note as you review this memo that billed consumption through March is actually consumption used by our customers through February – so meter reads for March consumption are billed, and will be included on the Monthly Financial Report for April. PWSD’s highest billed months (the irrigation season) are historically July through October which represents actual consumption June through September.



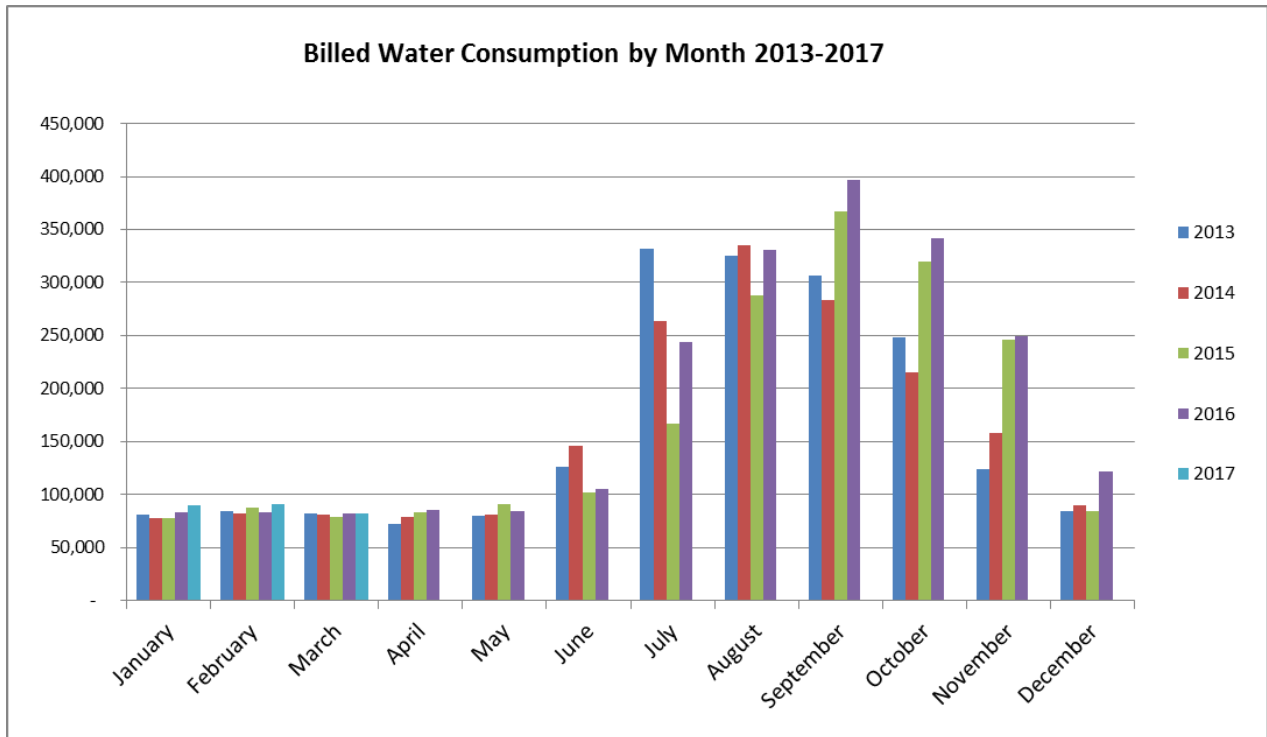
The graph below illustrates total billed water user fee revenue 2013 through 2017.



The graph below illustrates total billed water consumption (in thousands of gallons) 2013 through 2017. Consumption thru March is 5.56% higher compared to the prior year. The increase in consumption is primarily due to the late season irrigation billed in 2017 and new connections.

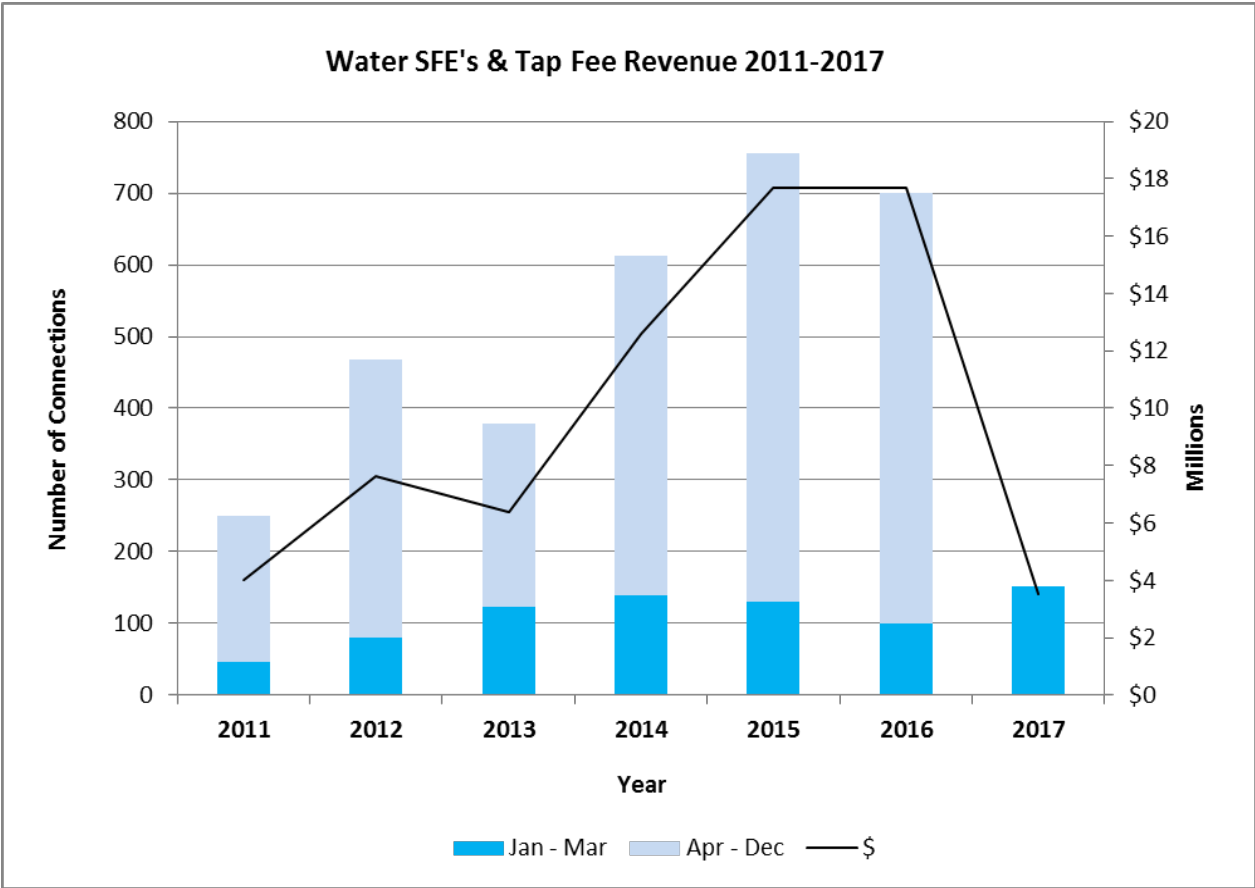


The graph below illustrates total billed water consumption (in thousands of gallons) by month, 2013-2017.



### Water Single Family Equivalent (SFE's)

Total annual water SFE's (single family, commercial, irrigation and multifamily) and water tap fee revenue for 2011-2016 and 2017 through March are illustrated on the following graph. Year to date, the District has collected water SFE revenue of \$3.5M for 152 SFE's. Year to date, tap fee revenue is up by 62% and total SFE's are up 54%, compared to the prior year. While not shown below, sewer tap fee revenue is up 52% compared to the same period last year.



**Monthly Summaries**

The following table consolidates the Water and Sewer Operations, including revenues, expenditures and debt service through March 31, 2017. Operating revenues are 11.6% higher, primarily due to the increase in billed user fee revenue. Operating expenses are 4.1% higher through the same period in 2016.



<b>WATER AND SEWER OPERATIONS as of 3/31/17</b>				
	<b>2017 Budget</b>	<b>3/31/17</b>	<b>Thru 3/31/17</b>	<b>% of Budget YTD</b>
<b>YTD Revenues</b>	\$ 29,422,090	\$ 2,200,147	\$ 6,430,539	22%
Comp and Benefits	\$ 8,158,570	\$ 802,902	\$ 1,816,235	22%
Insurance	178,000	-	179,105	101%
Professional Services	1,021,600	22,974	85,369	8%
Information Technology	331,750	26,060	61,175	18%
Support Services	1,138,720	34,437	322,964	28%
Utilities	3,885,500	134,776	429,598	11%
Contract Labor & Maintenance	2,712,860	337,382	525,531	19%
Supplies	2,065,400	179,495	448,206	22%
Community Education	60,300	593	1,028	2%
Miscellaneous	312,190	23,950	49,668	16%
Farm Expenses	231,000	78,761	132,955	58%
<b>Sub-total Operating Expenses</b>	\$ 20,095,890	\$ 1,641,330	\$ 4,051,834	20%
<b>Transfer Rate Funded Capital</b>	\$ 4,000,000	\$ -	\$ -	
<b>Debt Service</b>	\$ 3,106,600	\$ 214,422	\$ 892,374	29%
<b>Total Operating and Debt</b>	\$ 27,202,490	\$ 1,855,752	\$ 4,944,208	18%
<b>Revenues (Over)/Under Expense</b>	\$ 2,219,600	\$ 344,395	\$ 1,486,331	

The following table consolidates Water and Sewer Capital, including revenues, expenditures and debt service through March 31, 2017. Total capital revenues are approximately \$5.6M higher YTD than March 2016, primarily due to tap fee revenue received through March 2017 and WISE Reimbursements received (approximately \$4M) for the construction of the Ridgeway Line.

<b>WATER AND SEWER CAPITAL as of 3/31/17</b>				
	<b>2017 Budget</b>	<b>3/31/17</b>	<b>Thru 3/31/17</b>	<b>% of Budget YTD</b>
<b>YTD Revenues</b>	\$ 45,253,330	\$ 6,903,617	\$ 9,846,203	22%
<b>Debt Service</b>	\$ 10,411,200	\$ 638,575	\$ 2,320,267	22%
<b>Capital Outlay</b>	\$ 24,349,800	\$ 3,530,110	\$ 6,686,604	27%

The attached Budget to Actual report provides additional detail. The “YTD Variance” column of the Budget to Actual report is the difference between the “YTD Total” and the “YTD Budget” columns. When the YTD Total is less than the YTD Budget the amount in the YTD Variance column will be negative or under budget for both revenues and expenses. When the YTD Total is greater than the YTD Budget the amount in the YTD Variance column will be positive or over budget for both revenues and expenses.

**Proposed Motion**

Information only - No action required

**Attachments**

Budget to Actual – Operating – Consolidated as of 3/31/17

Budget to Actual – Capital – Consolidated as of 3/31/17

2017 Capital Expenses 3/31/17

Legal Expenses as of 3/31/17

**Parker Water & Sanitation District**  
**Budget to Actual - Operating - Consolidated**  
**3/31/2017**

	<u>Annual Budget</u>	<u>YTD Budget</u>	<u>Prior Month YTD</u>	<u>Current Month</u>	<u>YTD Total</u>	<u>YTD % Used</u>	<u>YTD Variance</u>
<b>OPERATING REVENUES</b>							
User Fees	25,968,500	5,063,623	3,481,790	1,735,836	5,217,626	20%	154,003
Current Operating Taxes	890,740	222,684	18,079	357,937	376,016	42%	153,332
SOT	226,000	56,499	52,110	55,541	107,650	48%	51,151
PILT	68,000	16,998	70,190	0	70,190	103%	53,192
Meter Installation	180,000	45,000	41,550	16,897	58,447	32%	13,447
Suspension Fees	46,000	11,499	7,520	4,560	12,080	26%	581
Inspection Fees	48,000	11,997	18,950	5,505	24,454	51%	12,457
Investment Income	115,000	28,746	10,403	10,889	21,292	19%	(7,454)
Final Reads Income	50,000	12,498	7,400	6,560	13,960	28%	1,462
WISE Operational Agreement Reimb	275,000	68,748	0	0	0	0%	(68,748)
Non Operating Income	177,500	44,370	43,239	6,423	49,662	28%	5,292
2010 Build America Bond Subsidy	959,350	479,675	479,162	0	479,162	50%	(513)
Farm Income Land Leases & Misc	418,000	0	0	0	0	0%	0
<b>TOTAL OPERATING REVENUE</b>	<u>29,422,090</u>	<u>6,062,337</u>	<u>4,230,392</u>	<u>2,200,147</u>	<u>6,430,539</u>	<u>22%</u>	<u>368,202</u>
<b>OPERATING EXPENSES</b>							
<b>COMPENSATION &amp; BENEFITS</b>							
Salaries	5,516,572	1,207,327	570,930	599,025	1,169,956	21%	(37,371)
Retirement Plan	827,048	222,667	109,577	62,385	171,961	21%	(50,706)
Insurance & Taxes	1,700,649	487,121	321,359	136,293	457,651	27%	(29,470)
Miscellaneous Benefits	114,300	25,434	11,467	5,200	16,667	15%	(8,767)
Sub-Total	<u>8,158,570</u>	<u>1,942,549</u>	<u>1,013,333</u>	<u>802,902</u>	<u>1,816,235</u>	<u>22%</u>	<u>(126,314)</u>
<b>INSURANCE</b>							
Property & Liability Insurance	178,000	178,000	179,105	0	179,105	101%	1,105
Sub-Total	<u>178,000</u>	<u>178,000</u>	<u>179,105</u>	<u>0</u>	<u>179,105</u>	<u>101%</u>	<u>1,105</u>
<b>PROFESSIONAL SERVICES</b>							
Financial	72,600	1,248	523	104	627	1%	(621)
General Legal	150,000	37,500	11,222	16,790	28,011	19%	(9,489)
Specialized Legal	170,000	42,495	11,293	0	11,293	7%	(31,202)
Water Legal	110,000	27,498	9,309	13,764	23,072	21%	(4,426)
General Engineering	305,000	76,239	7,033	(10,215)	(3,182)	-1%	(79,421)
Hydrology	150,000	37,500	21,802	1,425	23,227	15%	(14,273)
Operations Consulting	58,000	14,496	214	107	321	1%	(14,175)
Legislative Consulting	6,000	1,500	1,000	1,000	2,000	33%	500
Sub-Total	<u>1,021,600</u>	<u>238,476</u>	<u>62,395</u>	<u>22,974</u>	<u>85,369</u>	<u>8%</u>	<u>(153,107)</u>

**Parker Water & Sanitation District**  
**Budget to Actual - Operating - Consolidated**  
**3/31/2017**

	<u>Annual Budget</u>	<u>YTD Budget</u>	<u>Prior Month YTD</u>	<u>Current Month</u>	<u>YTD Total</u>	<u>YTD % Used</u>	<u>YTD Variance</u>
<b>INFORMATION TECHNOLOGY</b>							
Scada System (in house)	55,230	13,806	654	4,350	5,004	9%	(8,802)
Communications	37,100	9,258	3,447	2,476	5,924	16%	(3,334)
Computers & Related Hardware	55,400	13,836	9,122	9,935	19,057	34%	5,221
Computer Software & Licensing	27,520	19,688	20,827	0	20,827	76%	1,139
Third Party Computer Support	156,500	53,621	1,065	9,299	10,364	7%	(43,257)
Sub-Total	<u>331,750</u>	<u>110,209</u>	<u>35,115</u>	<u>26,060</u>	<u>61,175</u>	<u>18%</u>	<u>(49,034)</u>
<b>SUPPORT SERVICES</b>							
Billing Outsource	147,400	36,840	15,816	10,128	25,943	18%	(10,897)
Outside Laboratory Services	143,000	35,748	3,158	10,230	13,388	9%	(22,361)
Refuse Removal	66,700	16,665	7,212	5,306	12,518	19%	(4,147)
Security	19,900	4,971	5,335	5,235	10,570	53%	5,599
Printing & Imaging	20,750	5,184	0	3,540	3,540	17%	(1,645)
WISE Operations	740,970	252,010	257,006	0	257,006	35%	4,996
Sub-Total	<u>1,138,720</u>	<u>351,418</u>	<u>288,527</u>	<u>34,437</u>	<u>322,964</u>	<u>28%</u>	<u>(28,454)</u>
<b>UTILITIES</b>							
Natural Gas	133,000	33,246	17,635	17,697	35,332	27%	2,086
Electricity	3,739,000	442,700	264,360	117,078	381,439	10%	(61,262)
Stormwater	13,500	13,500	12,827	0	12,827	95%	(673)
Sub-Total	<u>3,885,500</u>	<u>489,446</u>	<u>294,822</u>	<u>134,776</u>	<u>429,598</u>	<u>11%</u>	<u>(59,848)</u>
<b>CONTRACT LABOR &amp; MAINT.</b>							
General Contract Labor	253,200	63,291	4,820	52,992	57,813	23%	(5,478)
Line Maintenance & Repair	415,000	163,243	89,561	33,547	123,108	30%	(40,135)
Biosolids Handling	250,000	62,499	30,052	50,215	80,267	32%	17,768
Collection System I/I Study	135,000	33,747	0	0	0	0%	(33,747)
Collection System Maintenance & Repair	375,000	93,750	0	18,603	18,603	5%	(75,147)
Equipment Repair & Replacement	706,320	156,752	37,281	122,190	159,471	23%	2,719
Hydrant Repair & Replacement	38,500	9,624	4,798	18,360	23,158	60%	13,534
RH Survey & Monitoring	90,000	22,500	568	1,650	2,218	2%	(20,283)
Vehicle Maintenance	85,000	21,246	12,647	115	12,762	15%	(8,484)
Facility Maintenance	250,000	61,246	8,422	39,337	47,759	19%	(13,487)
Noxious Weed Control	47,390	0	0	0	0	0%	0
Landscape Maintenance	67,450	5,100	0	373	373	1%	(4,727)
Sub-Total	<u>2,712,860</u>	<u>692,998</u>	<u>188,149</u>	<u>337,382</u>	<u>525,531</u>	<u>19%</u>	<u>(167,467)</u>

**Parker Water & Sanitation District**  
**Budget to Actual - Operating - Consolidated**  
**3/31/2017**

	<u>Annual Budget</u>	<u>YTD Budget</u>	<u>Prior Month YTD</u>	<u>Current Month</u>	<u>YTD Total</u>	<u>YTD % Used</u>	<u>YTD Variance</u>
<b>SUPPLIES</b>							
Laboratory Supplies	186,500	46,614	28,137	20,717	48,854	26%	2,240
Office Supplies & Small Equipment	50,000	12,483	665	503	1,168	2%	(11,315)
Postage	10,000	2,499	435	388	823	8%	(1,676)
Fuel	53,000	13,245	11,564	7,519	19,083	36%	5,838
Operating Supplies	50,000	12,498	9,073	1,391	10,464	21%	(2,034)
Chemicals	1,197,380	299,319	75,308	132,437	207,744	17%	(91,575)
Meters	267,000	111,264	117,289	3,582	120,871	45%	9,607
Materials	126,700	31,668	17,613	3,550	21,162	17%	(10,506)
Electrical Supplies	72,500	18,123	5,551	4,932	10,483	14%	(7,640)
Automotive Supplies	5,000	1,248	0	0	0	0%	(1,248)
Landscaping Supplies	6,020	1,500	124	0	124	2%	(1,376)
Small Equipment & Tools	41,300	23,656	2,953	4,476	7,429	18%	(16,227)
Sub-Total	<u>2,065,400</u>	<u>574,117</u>	<u>268,711</u>	<u>179,495</u>	<u>448,206</u>	<u>22%</u>	<u>(125,911)</u>
<b>COMMUNITY EDUCATION</b>							
Public Relations	25,300	6,321	335	543	878	3%	(5,443)
Conservation/Education	35,000	6,246	100	50	150	0%	(6,096)
Sub-Total	<u>60,300</u>	<u>12,567</u>	<u>435</u>	<u>593</u>	<u>1,028</u>	<u>2%</u>	<u>(11,539)</u>
<b>MISCELLANEOUS</b>							
General Miscellaneous	5,200	1,732	2,267	5,675	7,942	153%	6,210
Human Resource Expenses	18,000	4,497	924	392	1,316	7%	(3,181)
Employee/Board Functions	12,500	3,125	2,207	2,641	4,848	39%	1,723
Industry Assoc. Dues & Fees	0	0	4,967	0	4,967	0%	4,967
Seminars & Training	154,340	35,774	18,260	12,733	30,993	20%	(4,781)
Director Training & Education	5,000	1,248	179	76	255	5%	(993)
Subscription Dues & Memberships	9,650	2,349	2,522	285	2,807	29%	458
Community Outreach	20,000	4,995	0	0	0	0%	(4,995)
Safety	81,000	20,247	(5,607)	2,148	(3,459)	-4%	(23,706)
Board of Directors Election	500	123	0	0	0	0%	(123)
Industrial Pretreatment Program	6,000	1,500	0	0	0	0%	(1,500)
Sub-Total	<u>312,190</u>	<u>75,590</u>	<u>25,718</u>	<u>23,950</u>	<u>49,668</u>	<u>16%</u>	<u>(25,922)</u>
<b>DEBT SERVICE</b>							
2001 CWRPDA Loan Debt Service	131,500	59,049	56,329	2,400	58,729	45%	(320)
2002 CWRPDA Loan Debt Service	213,100	80,522	71,632	8,727	80,358	38%	(164)
1997 CWRPDA Loan Debt Service	191,700	76,740	57,488	19,163	76,650	40%	(90)
2000 CWRPDA Loan Debt Service	690,400	230,136	163,888	54,629	218,517	32%	(11,619)
2010 CWRPDA Loan Debt Service	1,176,400	294,099	196,066	98,033	294,100	25%	1
2012 Revenue Refunding Bond	542,800	83,025	55,453	27,726	83,179	15%	154
2014 CWCB Loan Debt Service	160,700	93,571	77,098	3,744	80,841	50%	(12,730)
Sub-Total	<u>3,106,600</u>	<u>917,142</u>	<u>677,952</u>	<u>214,422</u>	<u>892,374</u>	<u>29%</u>	<u>(24,768)</u>

**Parker Water & Sanitation District**  
**Budget to Actual - Operating - Consolidated**  
**3/31/2017**

	<u>Annual Budget</u>	<u>YTD Budget</u>	<u>Prior Month YTD</u>	<u>Current Month</u>	<u>YTD Total</u>	<u>YTD % Used</u>	<u>YTD Variance</u>
FARMS EXPENSES							
PILT	55,000	55,000	54,194	0	54,194	99%	(806)
Operations	<u>176,000</u>	<u>60,248</u>	<u>0</u>	<u>78,761</u>	<u>78,761</u>	45%	<u>18,513</u>
Sub-Total	231,000	115,248	54,194	78,761	132,955	58%	17,707
TRANSFER RATE FUNDED CAPITAL	4,000,000	0	0	0	0	0%	0
TOTAL EXPENSES	<u>27,202,490</u>	<u>5,697,760</u>	<u>3,088,456</u>	<u>1,855,752</u>	<u>4,944,208</u>	18%	<u>(753,552)</u>
TOTAL REVENUES	29,422,090	6,062,337	4,230,392	2,200,147	6,430,539	22%	368,202
TOTAL EXPENSES	<u>27,202,490</u>	<u>5,697,760</u>	<u>3,088,456</u>	<u>1,855,752</u>	<u>4,944,208</u>	18%	<u>(753,552)</u>
REPORT TOTAL	<u>2,219,600</u>	<u>364,577</u>	<u>1,141,936</u>	<u>344,395</u>	<u>1,486,331</u>	67%	<u>1,121,754</u>

**Parker Water Sanitation District**  
**Budget to Actual - Capital - Consolidated**  
**3/31/2017**

	<b>Annual Budget</b>	<b>YTD Budget</b>	<b>Prior Month YTD</b>	<b>Current Month</b>	<b>YTD Total</b>	<b>YTD % Used</b>	<b>YTD Variance</b>
<b>CAPITAL REVENUES</b>							
SDF	6,447,210	1,611,801	1,412,760	596,165	2,008,925	31%	397,124
Resources SDF	5,921,580	1,480,395	1,302,190	559,820	1,862,010	31%	381,615
Resource Toll	155,000	0	80,000	70,000	150,000	97%	150,000
Rueter Hess Mill Levy	4,214,840	1,053,708	82,360	1,630,604	1,712,964	41%	659,256
Investment Income	180,000	44,997	41,034	39,351	80,386	45%	35,389
Other Income	20,000	4,998	19,500	9,100	28,600	143%	23,602
Other WISE Partners/Canyons Reimb	21,774,700	3,629,116	0	3,994,278	3,994,278	18%	365,162
Other Reimbursements	1,400,000	0	0	0	0	0%	0
Engineering Fees	100,000	24,996	0	0	0	0%	(24,996)
Proceeds from Sale of Assets	40,000	9,996	0	0	0	0%	(9,996)
Unrealized Gain/Loss on Securities	0	0	4,742	4,299	9,041	0%	9,041
Bond Proceeds, Including Premium	5,000,000	0	0	0	0	0%	0
<b>TOTAL REVENUES</b>	<b>45,253,330</b>	<b>7,860,007</b>	<b>2,942,586</b>	<b>6,903,617</b>	<b>9,846,203</b>	<b>22%</b>	<b>1,986,196</b>
<b>DEBT SERVICE</b>							
1997 CWRPDA Loan Debt Service	127,800	51,000	38,325	12,775	51,100	40%	100
2000 CWRPDA Loan Debt Service	1,282,200	427,408	304,363	101,454	405,817	32%	(21,591)
2001 CWRPDA Loan Debt Service	231,100	103,798	99,061	4,221	103,282	45%	(516)
2002 CWRPDA Loan Debt Service	374,800	141,650	125,973	15,347	141,319	38%	(331)
2010 CWRPDA Loan Debt Service	1,764,600	441,150	294,100	147,050	441,149	25%	(1)
2012 Rueter Hess Refunding	5,576,300	931,575	621,046	310,523	931,569	17%	(6)
2012 Revenue Refunding Bond	814,000	124,500	83,179	41,590	124,769	15%	269
2014 CWCB Loan Debt Service	240,400	140,199	115,646	5,616	121,262	50%	(18,937)
<b>TOTAL DEBT SERVICE</b>	<b>10,411,200</b>	<b>2,361,280</b>	<b>1,681,692</b>	<b>638,575</b>	<b>2,320,267</b>	<b>22%</b>	<b>(41,013)</b>
<b>CAPITAL OUTLAY</b>							
Capital Outlay	28,349,800	7,087,389	3,156,494	3,530,110	6,686,604	24%	(400,785)
Transfer Rate Funded Capital	(4,000,000)	0	0	0	0	0%	0
<b>TOTAL CAPITAL OUTLAY</b>	<b>24,349,800</b>	<b>7,087,389</b>	<b>3,156,494</b>	<b>3,530,110</b>	<b>6,686,604</b>	<b>25%</b>	<b>(400,785)</b>
<b>TOTAL REVENUE</b>	<b>45,253,330</b>	<b>7,860,007</b>	<b>2,942,586</b>	<b>6,903,617</b>	<b>9,846,203</b>	<b>22%</b>	<b>1,986,196</b>
<b>TOTAL CAPITAL OUTLAY + D.S.</b>	<b>34,761,000</b>	<b>9,448,669</b>	<b>4,838,186</b>	<b>4,168,685</b>	<b>9,006,871</b>	<b>26%</b>	<b>(441,798)</b>
<b>REPORT TOTAL</b>	<b>10,492,330</b>	<b>(1,588,662)</b>	<b>(1,895,600)</b>	<b>2,734,931</b>	<b>839,332</b>	<b>8%</b>	<b>2,427,994</b>

**Parker Water & Sanitation District**  
**Capital Project Budget to Actual**  
as of 3/31/2017

Project #	Project Name	Department	Budget Amount	2016 Expenses	2017 Expenses	Total Project Expenses
15-116	WISE - Pipe Modifications	Engineering Department	\$ -	\$ 1,630,471	\$ 10,826	\$ 1,641,297
16-001	Meter Replacement Program	Field Services	\$ 4,300,000	\$ 1,686,516	\$ 1,790,488	\$ 3,477,004
16-003	Cisco Call Center	IT Department	\$ 25,000	\$ 413	\$ 326	\$ 739
16-005	Enterprise Resource Planning	IT Department	\$ -	\$ 718,270	\$ 68,819	\$ 787,090
16-013	Arapahoe Well-Pump&Motor - REP	Maintenance	\$ -	\$ 16,999	\$ 7,270	\$ 24,269
16-017	Aquaguard-NWRF - REP	Maintenance	\$ -	\$ 179,710	\$ 555	\$ 180,265
16-018	Aquawash System Install - REP	Maintenance	\$ -	\$ 2,252	\$ 33	\$ 2,284
16-023	Bradbury WH Erosion Mitigation	District Services	\$ 115,000	\$ 592	\$ -	\$ 592
16-027	Perimeter Fence - RHRES	District Services	\$ 280,000	\$ 24,092	\$ 164,882	\$ 188,974
16-038	Stroh Booster Pump Motor - REP	Maintenance	\$ -	\$ 65,473	\$ -	\$ 65,473
16-049	Upgrade Ultrasonic to RADAR	Maintenance	\$ -	\$ 11,929	\$ 472	\$ 12,401
16-052	Chem Tank Sight Glasses-WPF	Maintenance	\$ 18,000	\$ 17,443	\$ 1,825	\$ 19,268
16-058	Debris Boom - RHRES	Operations Administration	\$ -	\$ 4,766	\$ 2,305	\$ 7,070
16-062	Bac-T Sampling Stations	Water Resources	\$ -	\$ 119,734	\$ -	\$ 119,734
16-064	Expansion II - NWRF	Engineering Department	\$ 4,500,000	\$ 370,475	\$ 229,299	\$ 599,774
16-065	Electrical Power-Singing Hills	Engineering Department	\$ 65,000	\$ 76,379	\$ 612	\$ 76,991
16-066	Phase 4 Pipelines	Engineering Department	\$ 200,000	\$ 543	\$ -	\$ 543
16-067	Canyons Waterline	Engineering Department	\$ 10,300,000	\$ 26,575	\$ -	\$ 26,575
16-070	Raw Water Centralization	Engineering Department	\$ 15,750,000	\$ 3,880,074	\$ 365,281	\$ 4,324,211
16-071	WISE DIA Connection Fee	Engineering Department	\$ 316,018	\$ 383,650	\$ 178,123	\$ 561,773
16-072	WISE RH Booster Pump Station	Engineering Department	\$ 4,900,000	\$ 55	\$ -	\$ 55
16-073	WISE Increase High Serv Pumps	Engineering Department	\$ 1,200,000	\$ -	\$ -	\$ -
16-074	WISE Plant Mod/Chloramination	Engineering Department	\$ 1,100,000	\$ 21,887	\$ 5,279	\$ 27,166
16-075	WISE 42-inch Ridgeway Line	Engineering Department	\$ 15,000,000	\$ 9,390,540	\$ 2,521,009	\$ 11,911,549
16-075A	Ridgeway Pipeline (PWSD Part)	Engineering Department	\$ -	\$ 559,893	\$ 953,857	\$ 1,513,750
16-077	Bulk Fill Station	Engineering Department	\$ 100,000	\$ -	\$ -	\$ -
16-078	Capital Improv Logan Co Farms	Engineering Department	\$ 213,500	\$ 1,271	\$ -	\$ 1,271
16-091	NWRF - HVAC Contol Upgrade	Maintenance	\$ -	\$ -	\$ 207	\$ 207
17-001	HVAC to SCADA, RHWL	Industrial Controls/SCADA	\$ 15,000	\$ -	\$ 23,078	\$ 17,074
17-002	Dell KACE Enterprise Mgt	Technology Services	\$ 30,000	\$ -	\$ 24,198	\$ 24,195
17-003	2017 Trucks (6) - REPL	District Services	\$ 210,000	\$ -	\$ 1,116	\$ 1,116
17-004	2018 Trucks - New (Collections)	District Services	\$ 75,000	\$ -	\$ -	\$ -
17-005	Laboratory Balances (2) - REPL	Laboratory	\$ 5,500	\$ -	\$ -	\$ -
17-006	Entrance Gate, RHRES	District Services	\$ 122,000	\$ -	\$ (9,396)	\$ (9,396)
17-007	Asphalt Driveway, RHWL	District Services	\$ 23,800	\$ -	\$ -	\$ -
17-008	Mini-Excavator	District Services	\$ 80,000	\$ -	\$ -	\$ -
17-009	Security Upgrades, DistrictWide	District Services	\$ 275,000	\$ -	\$ 43,687	\$ 43,687
17-010	Entrance Gate - REPL, NWRF	District Services	\$ 15,000	\$ -	\$ -	\$ -
17-011	Work Order	IT Department	\$ 200,000	\$ -	\$ -	\$ -
17-012	Server, DO-DC1, NWRF	IT Department	\$ 7,000	\$ -	\$ -	\$ -
17-013	Server, WMHOST1, NWRF	IT Department	\$ 25,000	\$ -	\$ -	\$ -
17-014	Server, WMHOST2, NWRF	IT Department	\$ 25,000	\$ -	\$ -	\$ -
17-015	Audio Visual Sys Upgrade, NWRF	IT Department	\$ 100,000	\$ -	\$ -	\$ -
17-016	Radio Backbone Upgrade	IT Department	\$ 120,000	\$ -	\$ -	\$ -
17-017	XetaWave Radio Upgrade	IT Department	\$ 20,000	\$ -	\$ -	\$ -
17-018	Arapahoe Wells - Pump/Mtr-REPL	Water Resources	\$ 154,500	\$ -	\$ -	\$ -
17-019	Forklift (2) - REPL (1)	District Services	\$ 33,000	\$ -	\$ -	\$ -
17-020	Unidentified Capital Projects	Operations Administration	\$ 110,000	\$ -	\$ 6,129	\$ 6,129
17-021	Collection/Distribution Eqpt	Water Resources	\$ 50,000	\$ -	\$ -	\$ -
17-022	Skalar Analyzer - REPL	Laboratory	\$ 65,000	\$ -	\$ -	\$ -
17-023	Magnetic Flow Meter Install	Maintenance	\$ 25,000	\$ -	\$ 1,886	\$ 1,886
17-024	VFDs - REPL, NWRF	Maintenance	\$ 30,000	\$ -	\$ 174	\$ 174
17-025	Fitness Trail Enhance, NWRF	District Services	\$ 10,000	\$ -	\$ -	\$ -
17-026	Debris Boom, RHRES	Operations Administration	\$ 158,000	\$ -	\$ -	\$ -
17-027	Bac-T Sampling Stations	Laboratory	\$ 100,000	\$ -	\$ 15,775	\$ 15,775
17-028	Valve Replacement Program	Water Resources	\$ 100,000	\$ -	\$ 5,355	\$ 5,355
17-029	NPW Third Pump, Regional	Maintenance	\$ 135,000	\$ -	\$ 122	\$ 122
17-030	Hypochlorite Pump - REPL, Rgnl	Maintenance	\$ 10,000	\$ -	\$ 7,841	\$ 7,841
17-031	Headworks LSPump - REPL, NWRF	Maintenance	\$ 16,000	\$ -	\$ 26	\$ 26
17-032	Spare PAC Pump - REPL,	Maintenance	\$ 25,000	\$ -	\$ -	\$ -
17-033	VFD - REPL, Clarke Farms WH	Maintenance	\$ 85,000	\$ -	\$ 47	\$ 47



Parker Water & Sanitation District  
 Capital Project Budget to Actual  
 as of 3/31/2017

Project #	Project Name	Department	Budget Amount	2016 Expenses	2017 Expenses	Total Project Expenses
17-034	Blower Bldg to Admin, NWRF	Maintenance	\$ 118,000	\$ -	\$ 111	\$ 111
17-035	Fire Hydrants - REPL, Rowley D	Water Resources	\$ 130,000	\$ -	\$ -	\$ -
17-036	Cathodic Protect, WPF & BTFDTK	Water Resources	\$ 75,000	\$ -	\$ -	\$ -
17-037	CFE Turbidity Mtr Upgrade, WPF	Water Resources	\$ 10,000	\$ -	\$ -	\$ -
17-038	Bench Top Low Turbidity, WPF	Water Resources	\$ 6,000	\$ -	\$ -	\$ -
17-039	WRF MLSS Meters	Water Resources	\$ 6,000	\$ -	\$ -	\$ -
17-040	Road Improvements, Bradbury	District Services	\$ 170,000	\$ -	\$ -	\$ -
17-041	Asphalt Repair & Drain, SWRF	District Services	\$ 16,000	\$ -	\$ -	\$ -
17-042	Equipment Storage Bldg, NWRF	District Services	\$ 35,000	\$ -	\$ -	\$ -
17-043	Booster Station Roof -REPL, HR	District Services	\$ 16,000	\$ -	\$ 44	\$ 44
17-044	Curb & Gutter, NWRF	District Services	\$ 78,500	\$ -	\$ -	\$ -
17-045	Booster Station Driveway, HR	District Services	\$ 38,900	\$ -	\$ -	\$ -
17-046	Interconnect Rehab, Stonegate	Water Resources	\$ 50,000	\$ -	\$ -	\$ -
17-047	Bridge Bank Stabiliz., CCDS	District Services	\$ 21,000	\$ -	\$ -	\$ -
17-048	Cherry Creek Interceptor	Engineering Department	\$ 150,000	\$ -	\$ -	\$ -
17-049	Stroh Road Sewer Segment	Engineering Department	\$ 1,000,000	\$ -	\$ -	\$ -
17-050	WISE Smokey Hill/W Pipeline	Engineering Department	\$ 376,000	\$ -	\$ 237,177	\$ 237,177
17-051	Inflow Measuring, RHR	Engineering Department	\$ 300,000	\$ -	\$ -	\$ -
17-052	Canyons Sewer & Force Main	Engineering Department	\$ 1,400,000	\$ -	\$ 76	\$ 76
17-053	RHRES Dam Sign	District Services	\$ -	\$ -	\$ 4,050	\$ 4,050
17-054	NWRF Sludge Pad	District Services	\$ 23,100	\$ -	\$ 23,640	\$ 23,640
Total			\$ 64,856,818	\$ 19,190,006	\$ 6,686,604	\$ 25,949,459

	<b>March Current Month</b>	<b>YTD</b>	<b>YTD Budgeted</b>	<b>Annual Budget Water &amp; Sewer</b>
<b><u>Specialized Legal</u></b>				
MDKR LLP	\$ -	\$ -		
Stroh Ranch litigation	\$ -	\$ -		
Brownstein Hyatt Farber Schreck	\$ -	\$ 11,292.95		
	<u>\$ -</u>	<u>\$ 11,292.95</u>	\$ 42,495.00	\$ 170,000.00
<b><u>General Legal</u></b>				
Hoffman,Parker,Wilson	\$ 16,789.50	\$ 28,011.17		
Mulliken Weiner Karsh	\$ -	\$ -		
Stroh Ranch Triple M	\$ -	\$ -		
	<u>\$ 16,789.50</u>	<u>\$ 28,011.17</u>	\$ 37,500.00	\$ 150,000.00
<b><u>Water Legal</u></b>				
Krassa & Miller	\$ 13,763.51	\$ 23,072.03		
Hale Westfall LLP	\$ -	\$ -		
Lytle Water Solutions	\$ -	\$ -		
	<u>\$ 13,763.51</u>	<u>\$ 23,072.03</u>	\$ 27,498.00	\$ 110,000.00
<b>Total</b>	<u><u>\$ 30,553.01</u></u>	<u><u>\$ 62,376.15</u></u>	<u><u>\$ 107,493.00</u></u>	<u><u>\$ 430,000.00</u></u>

Meeting Date: April 27, 2017

## **AGENDA MEMORANDUM**

**To:** District Board Members  
**From:** Ron R. Redd, PE, District Manager  
**Title:** Rueter-Hess Recreation Authority License Agreement

---

### **Executive Summary**

The License Agreement outlining Parker Water & Sanitation District's authorization for the Rueter-Hess Recreation Authority's use of the reservoir property has been reviewed and attached hereto for the Board of Directors discussion.

### **Proposed Motion**

Discussion only.

### **Attachments**

Rueter-Hess Recreation Authority License Agreement without exhibits

**Following recordation, return to:**

**Russell W. Dykstra, Esq.  
Spencer Fane, LLP  
1700 Lincoln Street, Suite 2000  
Denver, CO 80203**

**LICENSE**

THIS LICENSE (“License”), made and entered into this \_\_\_\_ day of \_\_\_\_\_, 2017 by and between PARKER WATER AND SANITATION DISTRICT, a quasi-municipal corporation and political subdivision of the State of Colorado, hereinafter called “Licensor”, and the RUETER-HESS RECREATION AUTHORITY, a political subdivision of the State of Colorado, hereinafter called “Authority”.

WHEREAS, Licensor is the owner of certain real property and improvements located in Douglas County known as the Rueter-Hess Reservoir as further described in **EXHIBIT A** hereto (“Property”); and,

WHEREAS, consistent with Licensor’s purpose as a Colorado water and sanitation district under Title 32, C.R.S., the primary purpose of Rueter-Hess Reservoir is to provide water and sanitary sewer services to the District’s customers; and,

WHEREAS, pursuant to that certain Intergovernmental Agreement Establishing the Rueter-Hess Recreation Authority, dated August 27, 2015, (“Establishing IGA”) the Authority was created to perform the planning, development, financing, construction, administration, operation and maintenance of recreational uses, improvements and facilities at the Rueter-Hess Reservoir; and,

WHEREAS, to enable the Authority to fulfill its purpose as provided in the Establishing IGA and facilitate the programming of recreation services and the construction, operation and maintenance of recreation improvements on the Property, the parties believe it is necessary that a license be granted to the Authority.

NOW, THEREFORE, in consideration of the terms and conditions of this License, the parties agree as follows:

**WITNESSETH:**

For and in consideration of the sum of TEN AND NO/100 DOLLARS (\$10.00) and other good and valuable consideration to Licensor in hand paid by the Authority, the receipt whereof is hereby acknowledged, Licensor hereby grants to the Authority a non-exclusive license to enter, re-enter, occupy and use the Property to construct, maintain, repair, replace, remove, and operate park and recreation improvements and services (“Improvements”) in, through, under and across the Property described as that parcel of land situate, lying and being in the County of Douglas and State of Colorado, to-wit:

**SEE EXHIBIT A**, attached hereto and incorporated herein.

IT IS HEREBY MUTUALLY covenanted and agreed by and between the parties hereto as follows:

1. The primary purpose of the Rueter-Hess reservoir is to provide drinking water and storage to serve Licensor's customers. Any and all recreation facilities, services, and activities conducted by the Authority shall not interfere with the primary purposes of the Rueter-Hess Reservoir or Licensor, in the reasonable judgment of Licensor. Interference shall include, but not be limited to negatively impacting Licensor's ability to deliver high quality water to its customers, significant increases in operating costs for Licensor, increased costs in regulatory compliance, or risks of potential permitting or regulatory violations.

2. Licensor grants this license for use of the Property for recreational purposes consistent with those improvements and services outlined in the Rueter-Hess Reservoir 2016 Recreation Master Plan ("Master Plan") (**EXHIBIT B**) as may be amended and approved by Licensor.

3. All rights exercised by the Authority pursuant to this License shall be in compliance with all applicable restrictions governing use of the Property, including without limitation all conditions of permits issued by the United States Army Corps of Engineers and any easements or encumbrances to which the Property is subject. The parties shall establish a mutually agreeable means of communication to ensure compliance with said permits and regulation and for coordinating recreational activity and event programming on the Property so that the parties do not interfere with each other in their use of the Property.

4. The Authority shall have final decision-making authority regarding any recreational activity and Improvements on the Property to the extent that same are consistent with the Master Plan, provided they do not interfere with the primary purposes of the Rueter-Hess Reservoir or Licensor, as set forth in Section 1, and provided further they are in compliance with the requirements of Section 3.—

5. The Board of Directors of the Authority shall have the authority to impose fees for public use of recreational amenities, facilities and services on the Property.

6. The Authority shall install facilities and Improvements generally in locations set forth in the Master Plan.

7. The Authority shall have and exercise the right of ingress and egress in, to, over, through and across the Property for any purpose necessary for the full enjoyment of this License.

8. The Authority shall have the right to secure and patrol all Improvements on the property.

9. The Authority shall furnish Licensor as-built drawings or equal for the Improvements and any future modification thereof.

10. a. The Authority shall have and exercise the right of subjacent and lateral support to whatever extent is necessary or desirable for the full, complete and unmolested enjoyment of the License.

b. Licensor shall have and exercise the right of subjacent and lateral support to whatever extent is necessary or desirable for the full, complete and unmolested enjoyment of its rights.

11. Except as provided in this License, Licensor retains all of its rights in and to the property as they exist as of the date of this License or as they may be modified subsequent hereto.

12. Notwithstanding anything to the contrary contained herein, Licensor has retained the right to the undisturbed use and occupancy of the subject property insofar as such use and occupancy is consistent with and does not materially impair the Authority's rights under this license. The plans and specifications for the Improvements and any modifications thereto shall be submitted to Licensor for review, comment, and approval prior to construction of the Improvements to ensure compliance by the Authority with the Master Plan ~~to ensure compliance by Authority with the Master Plan~~ and to ensure compliance with the requirements of Sections 1 and 3 of this License. Licensor may withhold approval of any plans and specifications for Improvements only if they interfere with the primary purposes of the Rueter-Hess Reservoir or Licensor, as set forth in Section 1, or if they are not in compliance with the requirements of Section 3.

13. The Authority shall have no right to grant or assign this License to anyone without Licensor's prior written consent, which consent may be withheld at Licensor's sole discretion.

14. If the Authority abandons the Property and ceases to use the same, all rights hereunder of the Authority shall cease and terminate, and Licensor shall hold said premises, as the same may then be, free from the rights so abandoned and may elect to own all material and Improvements of the Authority so abandoned. Licensor may require that the Authority remove any abandoned material or Improvements at the Authority's expense.

15. Licensor warrants that it has full right and lawful authority to make this License, and promises and agrees to defend Authority in the exercise of its rights hereunder against any defect in Licensor's title to the Property.

16. Each and every one of the benefits and burdens of this License shall inure to and be binding upon the respective successors and permitted assigns of Licensor.

17. The Establishing IGA and the above and foregoing constitute the entire agreement between the parties and no additional or different oral representation, promise or agreement shall be binding on any of the parties hereto with respect to the subject matter of this instrument.

18. Licensor shall have the right, at Licensor's sole expense, to relocate or remove the Improvements within the Property if such Improvements materially interfere with Licensor's activities or use of the Property.

19. The Authority agrees to procure and maintain, at its own cost, a policy or policies of insurance sufficient to insure against all liability, claims, demands, and other obligations assumed by the Authority pursuant to this Agreement. Such insurance shall be in addition to any

other insurance requirements imposed by law. The Authority shall procure and maintain, and shall cause any subcontractor of the Authority to procure and maintain, commercial general liability insurance in a form reasonably acceptable to Licensor with minimum combined single limits of the greater of: (a) two million dollars (\$2,000,000) each occurrence and five million dollars (\$5,000,000) general aggregate and (b) the maximum liability limits of the Colorado Governmental Immunity Act, as it may be amended from time-to-time. Any insurance carried by Licensor, its officers, its employees, or its contractors shall be excess and not contributory insurance to that provided by the Authority. The Authority shall be solely responsible for any deductible losses under any policy. The Authority shall provide to Licensor a certificate of insurance, as evidence that policies providing the required coverages, conditions, and minimum limits are in full force and effect. The certificate shall identify this Agreement and the coverages afforded under the policies shall not be cancelled, terminated or materially changed until at least thirty (30) days prior written notice has been given to Licensor. Licensor reserves the right to request and receive a certified copy of any policy and any endorsement thereto.

20. The term of this License shall be perpetual unless the Authority abandons the property, or violates a material term of this License and fails to cure the violation after notice and a reasonable opportunity to cure the violation.

*[SIGNATURES FOLLOW ON NEXT PAGE]*

**LICENSOR:**

ATTEST:

PARKER WATER AND SANITATION  
DISTRICT

By: \_\_\_\_\_

Name: \_\_\_\_\_

Title: \_\_\_\_\_

**AUTHORITY:**

ATTEST:

RUETER-HESS RECREATION AUTHORITY

By: \_\_\_\_\_

Name: \_\_\_\_\_

Title: \_\_\_\_\_



STATE OF COLORADO )  
 ) ss.  
COUNTY OF \_\_\_\_\_ )

The foregoing instrument was acknowledged before me this \_\_\_\_\_ day of \_\_\_\_\_, 2017 by \_\_\_\_\_ as \_\_\_\_\_ of Parker Water and Sanitation District.

Witness my hand and official seal.  
My commission expires: \_\_\_\_\_

\_\_\_\_\_  
Notary Public

STATE OF COLORADO )  
 ) ss.  
COUNTY OF \_\_\_\_\_ )

The foregoing instrument was acknowledged before me this \_\_\_\_\_ day of \_\_\_\_\_, 2017 by \_\_\_\_\_ as \_\_\_\_\_ of Rueter-Hess Recreation Authority.

Witness my hand and official seal.  
My commission expires: \_\_\_\_\_

\_\_\_\_\_  
Notary Public

**EXHIBIT A**  
**PROPERTY**

**EXHIBIT B**  
**MASTER PLAN**